

ZAXIS-5 series

**HITACHI**

Reliable solutions

# ZAXIS 190W



## WHEEL EXCAVATOR

Model Code : ZX190W-5A

Engine Rated Power : 113 kW (152 HP)

Operating Weight : 18 100 - 19 800 kg

Backhoe Bucket : ISO Heaped : 0.52 - 0.82 m<sup>3</sup>



# ZAXIS Empower your Vision.

New ZAXIS provides reliable solutions: impressive fuel economy, swift front movements, and easy operation. You'll also find Hitachi technological prowess and expertise, such as the optimized hydraulic system and engine. New ZAXIS features the key benefits of high quality, low fuel consumption, and high durability, all of which serve to ensure low running costs. New ZAXIS, which is empowered by comprehensive evolution, will realize customers' visions and dreams, and pioneer your colorful future.

## CONTENTS

04

### More Production with Less Fuel

- More Improvements in Fuel Consumption (P to PWR)
- Increased Lifting Capacity
- Power Boost



06

### High Quality and Durability

- Enhanced Engine Reliability and Durability
- Durable Design
- Improved Durability of Front Attachment



08

### No Compromise on Operator Comfort

- Open Footwell
- Comfortable Operating Environment
- Improved Right Front Visibility
- Comfort-Designed Operator Seat
- Large, Easy-to-Use Multifunctional Screen



10

### Focused on Safety

- The Large, Multifunctional Color LCD Monitor Does Not Obscure Visibility
- Improved Visibility and Ease of Entry



12

### Simplified Maintenance

- The Multifunctional Monitor Helps During Maintenance
- Conveniently Located Inspection Points
- Bottom Cover for Fuel Tank Cleaning



14

### Support Chain

- Remote Fleet Management with Global e-Service
- Parts and Service



16

### ConSite

- Automatic Data Report Service





# More Production with Less Fuel



## Achieving Low Fuel Consumption and a Large Workload

The improved HIOS IV system helps reducing hydraulic loss. The fine-tuned spool and additional solenoid valves reduce the amount of hydraulic oil returned to the tank, in this way increasing efficiency.

**More Improvements in  
Fuel Consumption (P to PWR) -14%**  
**Increased Lifting Capacity +7%**

### Power Boost

When more digging force is needed, pressing the right button on the control lever will increase digging force by 6% for up to eight seconds.

Hydraulic: 4.5 m at height 3 m	ZX190W-5A 7%
Tipping load: 6.0 m at ground level	Same as ZX-W-3

### Power Boost

		ZX190W-5A		Conventional ZX190W-3	
Digging Force	Bucket	Normal	Power Boost	Normal	Power Boost
	Arm	kN	kN	kN	kN
		116	123	116	-
		86	91	86	-



# High Quality and Durability

## Enhanced Engine Reliability and Durability

The new engine, which is designed for use in harsh operating environment, is highly durable thanks to a fundamental review of the fuel and cooling systems.



## Durable Design



### Blade Cylinder Full Cover

The cover to protect the blade cylinder is larger. There is also a structure that conforms to the top and bottom of the blade to protect the blade cylinder.



### Reinforced Outrigger Cylinder Cover

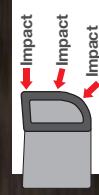
The cover is reinforced to protect cylinder against damage.

### Strong D-section Skirt

The upper structure frame is reinforced with the D-section skirt increase rigidity against damage by obstacles.



### D-section skirt



### Cross-section

### Improved Durability of Front Attachment

The boom top and foot are reinforced with thickened high-tensile steel brackets, which incorporate steel bushings to enhance durability. The arm-bucket joint is protected by WC thermal spraying on its contact surfaces to reduce wear and jolt. The HN bushings, utilized on joint pins, retain grease inside for longer greasing intervals.

## Pre-cleaner for Extending Filter Life

The pre-cleaner is used in dusty environments. Collected dust is discharged automatically, reducing the frequency of filter cleaning and extending filter life.



### Pre-cleaner

⚙ : option

# No Compromise on Operator Comfort

## Open Footwell

Open footwell under the monitor.  
The seat will also slide a long distance providing a comfortable operation environment compared to ZX-3.



- 1 Seat slide range lengthened by 30 mm  
Backwards: total slide length is 350 mm
- 2 Console slide range lengthened by 40 mm forwards
- 3 Legroom widened by 45 mm

## Comfortable Operating Environment

You'll feel comfortable and confident, with plenty of leg space and excellent visibility when operating in the cab.  
The new compact console gives more leg space. The new door pillar is shifted rearward by 70 mm to widen an entry space for easy access. A new LED room light, interlocked with the door, turns on when the door opens.  
The front window is easily removed and stored overhead using slide rails. The overhead window is openable for ventilation. Ample air conditioner vents are located strategically for uniform air circulation inside the cab.  
The control panel and control levers are arranged within easy reach of the operator. AM/FM radio and AUX port (optional) for a mobile music player are available for a long work day with less fatigue. All these designs focus on operator comfort.



## Improved Right Front Visibility

The layout of the right front upper structure was dramatically changed. Also, the shape of the cover was changed dramatically for better visibility on the right front side and the area by right front tire.



## Comfort-Designed Operator Seat

The luxury cloth seat is fitted with a headrest and arm rests for operator comfort. The seat can be adjusted in multiple ways, sliding and reclining, to suit operator's size and preferences. The seat can slide rearward by 40 mm more for added leg space.



## Large, Easy-to-Use Multifunctional Screen

### Machine Conditions and Settings

**All Displayed on the Multifunctional Monitor**  
The new multi-language, multifunction monitoring system comprises a 7-inch high-resolution color monitor and a multifunctional controller. The monitor allows the operator to check varying operating variables: hydraulic oil temperature, fuel level, work mode, full-auto air conditioner, AM/FM radio, rear view.

Menu Items		Work mode menu		Engine oil	
Engine Status	1.0	Work Mode	1.0	Engine Oil	1.0
Machine List	1.0	Re-test	1.0	Previous Maintenance	2000/01/01 0.0h
Air Conditioner	1.0	Parameter 1	1.0	Remains	455.1h
Radio	1.0	Parameter 2	1.0	Maintenance Interval	500.0h
Show Status	1.0	Parameter 3	1.0		
Setting Menu	1.0	Parameter 4	1.0		



# Focused on **Safety**

## The Large, Multifunctional Color LCD Monitor Does Not Obscure Visibility

Color monitor has the same size as the pillar in the right front portion of the cab, so as not to block the operator's view.




## Rear View Monitor with Improved Visibility

ZX-5's rear view camera has a broadened visual range, so that the operator can see the area right below the counterweight. Moreover, it is possible to view both the operation status icons and the rear view monitor display simultaneously, without the hassle of having to switch between displays.



## Improved Visibility and Ease of Entry

Left-side visibility and ease of entry are improved by moving the door pillar to the back.



## Side-View Monitor Camera

The side-view camera and monitor are provided as optional equipment for safer operation in confined job sites.





 : option



# Simplified Maintenance

## The Multifunction Monitor Helps during Maintenance

Each time the key switch is turned, the multifunction monitor indicates the replacement timing of hydraulic oil and the fuel filters, according to the schedule preset by the user. Scheduled maintenance helps to prevent the machine from breaking down.




## Bottom Cover for Fuel Tank Cleaning

The fuel tank is equipped with a bottom cover, allowing for easy cleaning of the inside of the tank.



## Conveniently Located Inspection Points

For convenience of inspection and replacement, the filters and separator are accessible from the ground and are concentrated in the pump room, allowing for one-side maintenance.



Lubricant Consumables

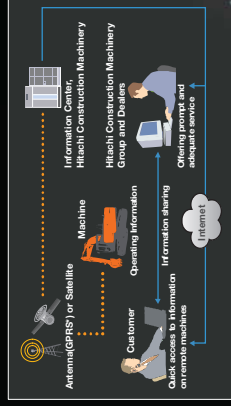


Support Chain is a full customer support system offered after buying a Hitachi machine.

## Remote Fleet Management with Global e-Service

### Easy Access to On-Site Machines through the Internet

This on-line fleet management system allows you to access each on-site machine from a PC in your office. You can get its operating information and location to increase productivity of the fleet and reduce downtime. Operating data and log are sent to a Hitachi server for processing, and then to customer and dealers around the world. This system is available 24 hours a day, all the year around.



Note: In some regions, Global e-Service is not available by local regulations. Contact your dealer for details.

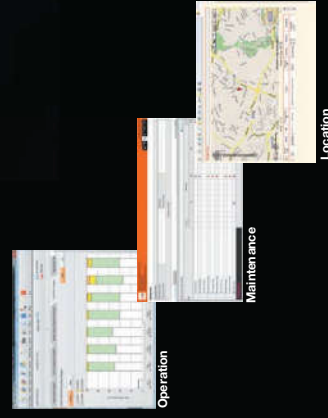
### Main Features of Global e-Service

#### Functions

Global e-Service provides easy access to a machine on site, conveying operating information and log, including daily operating hours, fuel level, temperatures, pressures, and likes.

#### Maintenance

Maintenance data and log are displayed on a easy-to-read monitor screen, suggesting recommended maintenance for efficient fleet management.



## Parts and Service

Hitachi full customer support is available every area on the globe for full customer satisfaction through Hitachi local dealers.

### Parts

Hitachi Global Online Network, a parts supply system, is linked with Japan Parts Center, overseas depots and over 150 dealers abroad to deliver on-the parts information, including in-stock parts, order receipts, shipments and delivery period of over one million parts and components.

### Genuine Hitachi Parts

Genuine Hitachi parts, meeting Hitachi stringent quality standards, are guaranteed according to Hitachi warranty standards. The use of genuine Hitachi parts, including engine, fuel, hydraulic oil and filters, may slash running costs, and extend machine life.

### Ground Engaging Tools (GET)

Hitachi provides an array of Hitachi Ground Engaging Tools developed and built for a variety of applications. Using high-quality, well-maintained GET will help you get customers' trust.

Note: Some dealers do not handle Hitachi GET.

### Remanufactured Components

Hitachi components are remanufactured according to the stringent remanufacturing standards at factories around the world. They have high quality equivalent to new ones, and backed up by Hitachi warranty system.

Note: Some dealers do not handle Hitachi Remanufactured Components.

## Service

### Extended Warranty – HELP

Hitachi Standard Warranty System is available on all new Hitachi machines. In addition, Hitachi offers Hitachi Extended Life Programs (HELP) to suit customer expectations – protecting machines under tough operating conditions, avoiding unexpected downtime, and reducing repair costs.

Note: Warranty conditions vary by equipment.

### Diagnostic Tools – Maintenance Pro

Electronic control system needs quick on-site solutions, apart from mechanical repairs. Hitachi's Maintenance Pro can diagnose machine failures in a short time by plugging a PC into a failed machine.

### Technical Training


On-site servicing matters despite locations to keep the machine at peak performance and reduce downtime. Technical Training Center (TTC), located in Japan, educates and trains service technicians and service support personnel coming from Hitachi dealers and factories on the globe according to the international training programs.





# ConSite

ConSite is an automatic Data Report Service that sends a monthly e-mail summarising the information from Global e-Service for each of your Hitachi machines.  
Available in more than 30 languages, ConSite includes a detailed analysis of the operational data, ratios and hours. This Monthly Report is also stored on the Owner's Site for ease of reference.



## A remote fleet monitoring system to improve overall performance

### ConSite

Our ConSite Data Report Service sends you a monthly e-mail to summarise the information available on Global e-Service for each of your Hitachi machines. It includes a detailed analysis of operational data, ratios and hours, so you can see how productive and efficient your machines have been in the past month. All the information from the report is stored in the Owner's Site as well, for easy reference.

Further into the ConSite Report, you'll see non-operation and swing efficiency ratings and ratios. These compare the machine's performance against the same model class from all Hitachi owners in your region.

The monthly and total number of hours are divided for front, swing, travel and attachment operations. This will help you to determine the actual usage of your machine and maintenance planning.

The monthly analysis of these variables is compared to the total lifetime of the machine in a user-friendly chart. A line graph shows the actual and projected number of hours, which helps you to manage maintenance requirements.

ConSite can also help you in the unlikely event of a fault. It will send you and your authorised Hitachi dealer an Emergency Alarm Report, so you can both respond quickly in order to minimise unscheduled downtime.

We created ConSite to improve your business operations, and enable you to analyze the productivity and efficiency of your equipment. The information it provides on machine usage is intended to help you with maintenance planning and also promotes proactive support from your dealer. Ultimately, it provides you with confidence in your Hitachi construction equipment and peace of mind to focus on other areas of your business.

### Owner's Site

You can find out all you need to know about your fleet of Hitachi construction machinery in the field from the comfort of your home or office, thanks to Owner's Site. This online management tool, available at [www.globaleservice.com](http://www.globaleservice.com), is user-friendly and offers extensive and detailed information on your Hitachi ZXaxis Excavators and ZW Wheel Loaders.

The data is displayed in a flexible layout, so you can create machine groups per job site or select relevant information, depending on your requirements. As every project is different, you can customize the Owner's Site Dashboard to view data quickly and easily.

**ConSite**  
Consolidated Solution for Construction Sites

### Key Features

- Check each of your machines from your office – 24/7
- Have a remote insight into fuel consumption
- Check the current and previous locations and movements of your machine(s)
- See maintenance status and items due for renewal on each of your machines
- Receive e-mail notifications for any machine alerts, unexpected movements and so on



# SPECIFICATIONS

ENGINE	
Model .....	Iseries G4-HK1X
Type .....	4-cycle water-cooled, direct injection
Aspiration .....	Turbocharged, intercooled
No. of cylinders .....	4
Rated power .....	
ISO 14396 .....	128.4 kW (172 HP) at 2 000 min <sup>-1</sup> (rpm)
ISO 9249, net .....	113 kW (152 HP) at 2 000 min <sup>-1</sup> (rpm)
SAE J1349, net .....	113 kW (152 HP) at 2 000 min <sup>-1</sup> (rpm)
Maximum torque .....	638 Nm (65 kgfm) at 1 500 min <sup>-1</sup> (rpm)
Piston displacement ..	5.193 L
Bore and stroke .....	115 mm x 125 mm
Batteries .....	2 x 12 V / 88 Ah

HYDRAULIC SYSTEM	
<b>Hydraulic Pumps</b>	
Main pumps .....	2 variable displacement axial piston pumps
Maximum oil flow ..	2 x 169 L / min
Pilot pump .....	1 gear pump
Maximum oil flow ..	50 L / min
Steering pump .....	1 gear pump
Maximum oil flow ..	29 L / min

<b>Hydraulic Motors</b>	
Travel .....	1 variable displacement axial piston motors
Swing .....	1 axial piston motor

<b>Relief Valve Settings</b>	
Implement circuit .....	34.3 MPa (350 kgf / cm <sup>2</sup> )
Swing circuit .....	33.4 MPa (341 kgf / cm <sup>2</sup> )
Travel circuit .....	34.8 MPa (355 kgf / cm <sup>2</sup> )
Pilot circuit .....	3.9 MPa (40 kgf / cm <sup>2</sup> )
Power boost .....	36.3 MPa (370 kgf / cm <sup>2</sup> )

Hydraulic Cylinders			
	Quantity	Bore	Rod diameter
Boom	2	120 mm	65 mm
Arm	1	125 mm	90 mm
Bucket	1	105 mm	75 mm

UPPERSTRUCTURE	
<b>Revolving Frame</b>	
D-section frame for resistance to deformation.	
<b>Swing Device</b>	
Axial piston motor with planetary reduction gear is bathed in oil. Swing circle is single-row. Swing parking brake is spring-set/hydraulic-released disc type.	
Swing speed .....	12.2 min <sup>-1</sup> (rpm)
Swing torque .....	53.3 kNm (5 440 kgfm)
<b>Operator's Cab</b>	
Independent spacious cab, 1 005 mm wide by 1 675 mm high, conforming to ISO Standards.	
* International Organization for Standardization	

UNDERCARRIAGE	
Wheeled type undercarriage. The frame is of welded, stress-relieved structure.	
Drive system: 2 speed power shift transmission and variable displacement axial piston type travel motor.	
Travel speed (forward and reverse)	
Crawler speed range ....	0 to 2.6 km / h
Low speed range .....	0 to 8.6 km / h
High speed range .....	0 to 35 km / h
Maximum traction force .....	102 kN (10 350 kgf)
Gradeability .....	70% (35 degree)
Min. turning radius .....	6 800 mm
Axle:	
All-wheel drive.	
The front axle can be locked hydraulically in any position.	
Oscillating front axle .....	± 7°
Brakes system:	
Maintenance free wet-disc brakes on axle are standard.	
Fully hydraulic service brake system.	

SERVICE REFILL CAPACITIES	
Fuel tank .....	290.0 L
Engine coolant .....	28.0 L
Engine oil .....	23.0 L
Swing device .....	6.2 L
Transmission .....	2.5 L
Front differential gear .....	9.5 L
Rear differential gear .....	14.0 L
Hub reduction gear .....	
Front axle .....	2 x 2.5 L
Rear axle .....	2 x 2.5 L
Hydraulic system .....	180.0 L
Hydraulic oil tank .....	100.0 L

WEIGHTS			
Operating Weight			
Arm length	Stabilization	kg	
2.26 m	Rear Blade	18 100	
	Rear Outrigger	18 500	
	Outrigger and Blade	19 400	
	Front and Rear Outrigger	19 800	
2.71 m	Rear Blade	18 200	
	Rear Outrigger	18 500	
	Outrigger and Blade	19 500	
	Front and Rear Outrigger	19 800	

Including 0.70 m<sup>3</sup> (ISO heaped), bucket weight (600 kg) and counterweight (4 000 kg).

BUCKET AND ARM DIGGING FORCE			
Arm length		ZAXIS 190W-SA	
		2.26 m	2.71 m
Bucket digging force* ISO		123 kN (12 500 kgf)	
Bucket digging force* SAE : PCSA		107 kN (10 900 kgf)	
Arm crowd force* ISO		105 kN (10 700 kgf)	91 kN (9 300 kgf)
Arm crowd force* SAE: PCSA		100 kN (10 200 kgf)	87 kN (8 900 kgf)
* At power boost			

BACKHOE ATTACHMENTS	
Boom and arms are of welded, box-section design. 2.26 m, 2.71 m and 3.21 m arms are available.	
Bucket is of all-welded, high-strength steel structure.	

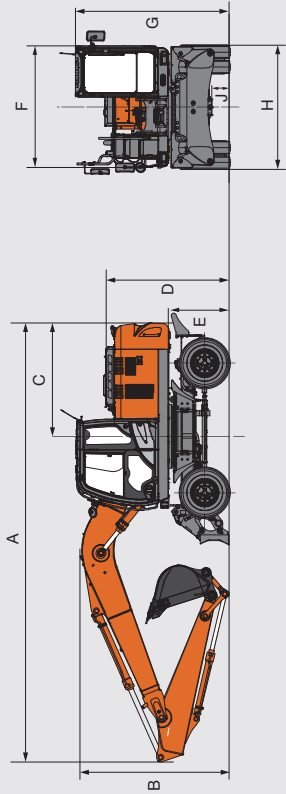
Buckets		No. of teeth		Weight		Recommendation	
Capacity		Width					
SAE : PCSA heaped		Without side cutters		With side cutters			
0.70 m <sup>3</sup>		900 mm		1 010 mm		2.26 m arm	
0.80 m <sup>3</sup>		1 030 mm		1 140 mm		2.71 m arm	
						3.21 m arm	

⊗ Suitable for materials with density of 1 800 kg/m<sup>3</sup> or less  
○ Suitable for materials with density of 1 600 kg/m<sup>3</sup> or less  
□ Suitable for materials with density of 1 100 kg/m<sup>3</sup> or less

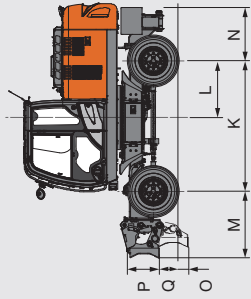


# SPECIFICATIONS

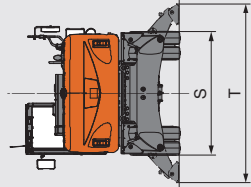
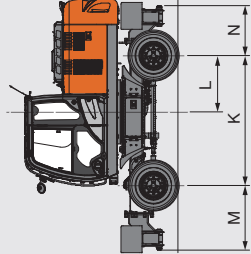
## DIMENSIONS



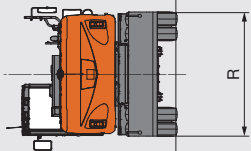
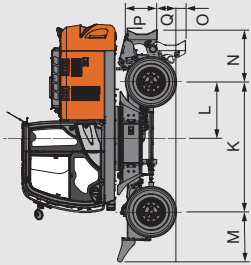
FRONT BLADE AND REAR OUTRIGGER



FRONT AND REAR OUTRIGGER



REAR BLADE



## DIMENSIONS

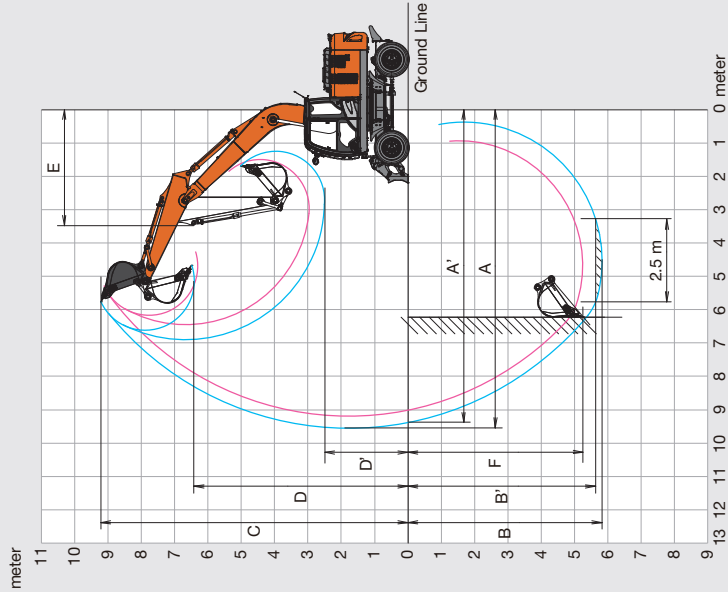
Unit : mm						
		Rear BL	Rear O/R	Front BL Rear O/R	Front O/R Rear BL	Front and Rear O/R
A	Overall length (with monoblock boom) 2.26 m arm 2.71 m arm			9 000 8 980		
B	Overall length (with monoblock boom) 2.26 m arm 2.71 m arm			3 150 3 130* (3 102: Boom height)		
C	Rear-end swing radius			2 320		
D	Engine cover height			2 570		
E	Counterweight clearance			1 235		
F	Overall width of upper structure			2 450		
G	Overall height of cabin			3 130		
H	Overall width tires			2 550		
J	Min. ground clearance			350		
K	Wheel base			2 650		
L	Swing-centre to rear axle			1 150		
M	Front overhang		1 020	1 360	1 380	
N	Rear overhang	1 065		1 085	1 065	1 085
O	Max. blade lower	220	-		220	-
P	Height of blade	590	-		590	-
Q	Max. blade raise	370	-		370	-
R	Overall width of blade	2 530	-		2 530	-
S	Over width of O/R retract	-			2 470	-
T	Overall width O/R extend	-			3 440	-

Transportation dimensions are A, B, H.  
\*Cabin Height.



SPECIFICATIONS

WORKING RANGES



Unit: mm		ZAXIS 190W <sup>SA</sup>	
Arm length		2,26 m	2,71 m
A Max. digging reach		9 220	9 580
A' Max. digging reach (on ground)		9 040	9 400
B Max. digging depth		5 390	5 830
B' Max. digging depth (2.5 m level)		5 180	5 640
C Max. cutting height		9 160	9 250
D Max. dumping height		6 340	6 450
D' Min. dumping height		2 990	2 530
E Min. swing radius		3 510	3 480
F Max. vertical wall digging depth		4 810	5 260

MEMO

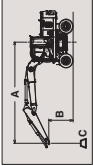
LIFTING CAPACITIES (Without Bucket)

ZX190W-5A with 2.26 m ARM

Metric measure

Notes: 1. Ratings are based on ISO 10567.

2. Lifting capacity does not exceed 75% of tipping load with the machine on firm, level ground or 87% full hydraulic capacity.  
3. The load point is the center-line of the bucket pivot mounting pin on the arm.  
4. Indicates load limited by hydraulic capacity.  
5. Each value with Rear blade up over the Front-axe side and each value with Rear blade down over the Rear-axe side respectively, and value in optimal position with positioning cylinder.  
6. 0 m = Ground.
- For lifting capacities, substract bucket and quick hitch weight from lifting capacities without bucket.



- A: Load radius  
B: Load point height  
C: Lifting capacity

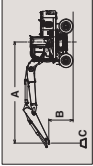
	Stabilization	Load radius										At max. reach	
		4.5 m										7.5 m	
		1.5 m	3.0 m	4.5 m	6.0 m	7.5 m	9.0 m	10.5 m	12.0 m	13.5 m	15.0 m	meter	meter
7.5 m	Rear blade up												
	Rear blade down												
	Front outrigger and rear blade down												
	Front blade and rear outrigger down												
6.0 m	4 outrigger down												
	Rear blade up												
	Rear blade down												
	Front outrigger down												
4.5 m	Front outrigger and rear blade down												
	Front blade and rear outrigger down												
	4 outrigger down												
	Rear blade up												
3.0 m	Rear blade down												
	Front outrigger down												
	Front outrigger and rear blade down												
	Front blade and rear outrigger down												
1.5 m	4 outrigger down												
	Rear blade up												
	Rear blade down												
	Front outrigger down												
0 m	Front outrigger and rear blade down												
	Front blade and rear outrigger down												
	4 outrigger down												
	Rear blade up												
-1.5 m	Rear blade down												
	Front outrigger down												
	Front outrigger and rear blade down												
	Front blade and rear outrigger down												
-3.0 m	4 outrigger down												
	Rear blade up												
	Rear blade down												
	Front outrigger down												
-4.5 m	Front outrigger and rear blade down												
	Front blade and rear outrigger down												
	4 outrigger down												
	Rear blade up												

ZX190W-5A with 2.26 m ARM

Metric measure

Notes: 1. Ratings are based on ISO 10567.

2. Lifting capacity does not exceed 75% of tipping load with the machine on firm, level ground or 87% full hydraulic capacity.  
3. The load point is the center-line of the bucket pivot mounting pin on the arm.  
4. Indicates load limited by hydraulic capacity.  
5. Each value with Rear blade up over the Front-axe side and each value with Rear blade down over the Rear-axe side respectively, and value in optimal position with positioning cylinder.  
6. 0 m = Ground.
- For lifting capacities, substract bucket and quick hitch weight from lifting capacities without bucket.



- A: Load radius  
B: Load point height  
C: Lifting capacity

	Stabilization	Load radius										At max. reach	
		4.5 m										7.5 m	
		1.5 m	3.0 m	4.5 m	6.0 m	7.5 m	9.0 m	10.5 m	12.0 m	13.5 m	15.0 m	meter	meter
7.5 m	Rear blade up												
	Rear blade down												
	Front outrigger and rear blade down												
	Front blade and rear outrigger down												
6.0 m	4 outrigger down												
	Rear blade up												
	Rear blade down												
	Front outrigger down												
4.5 m	Front outrigger and rear blade down												
	Front blade and rear outrigger down												
	4 outrigger down												
	Rear blade up												
3.0 m	Rear blade down												
	Front outrigger down												
	Front outrigger and rear blade down												
	Front blade and rear outrigger down												
1.5 m	4 outrigger down												
	Rear blade up												
	Rear blade down												
	Front outrigger down												
0 m	Front outrigger and rear blade down												
	Front blade and rear outrigger down												
	4 outrigger down												
	Rear blade up												
-1.5 m	Rear blade down												
	Front outrigger down												
	Front outrigger and rear blade down												
	Front blade and rear outrigger down												
-3.0 m	4 outrigger down												
	Rear blade up												
	Rear blade down												
	Front outrigger down												
-4.5 m	Front outrigger and rear blade down												
	Front blade and rear outrigger down												
	4 outrigger down												
	Rear blade up												



Standard and optional equipment may vary by country, so please consult your Hitachi dealer for details.

ENGINE		CAB	
Air cleaner double filters	●	All-weather sound suppressed steel cab	●
Auto idle system	●	AM-FM radio	●
Cartridge-type engine oil filter	●	Ashtray	●
Cartridge-type fuel main filter	●	Auto control air conditioner	●
Cartridge-type fuel pre-filter with water separator	●	AUX terminal and storage	○
Cold fuel resistance valve	●	CAB (Center pillar reinforced structure)	●
Dry-type air filter with evacuator valve (with air filter restriction indicator)	●	Drink holder with hot & cool function	●
Dust-proof indoor net	●	Electric double horn	●
ECO / PWR mode control	●	Engine shut-off switch	●
Electrical fuel feed pump	●	Evacuation hammer	●
Engine oil drain coupler	●	Floor mat	●
Engine warm-up device	●	Footrest	●
Fan guard	●	Front window washer	●
Fuel cooler	●	Hot & cool box	●
Isolation-mounted engine	●	Intermittent windshield wipers	●
Maintenance free pre-cleaner	○	Key cylinder light	●
Radiator expansion tank	●	LED room light with door courtesy	●
Radiator, oil cooler and intercooler	●	Pilot control shut-off lever	●
		Rain guard	○
		Rear tray	●
		Retractable seat belt	●
		ROPS (ISO12117-2) compliant cab	○
		Rubber radio antenna	●
		Seat adjustment part : backrest, armrest, height and angle, slide forward / back	●
		Seat : mechanical suspension seat	●
		Short wrist control levers	●
		(Slim type)	●
		Sun visor (front window)	○
		Windows on front, upper, lower and left side can be opened	●
		2 speakers	●
		4 fluid-filled elastic mounts	●
		12 V power outlet	○
		24 V cigarette lighter	●

MONITOR SYSTEM		MONITOR SYSTEM	
Alarm buzzers: overheat, engine oil pressure	●	Alarms: engine warning, engine oil pressure, alternator, minimum fuel level, hydraulic filter restriction, air filter restriction, work mode,etc	●
Display of meters: Speedometer, Tachometer, Trip meter, water temperature, hour, fuel rate, clock	●	Other displays: work mode, auto-idle, glow, rearview monitor, operating conditions, etc	●
32 languages selection	●		
LIGHTS		LIGHTS	
Additional boom light with cover	○	Additional cab roof front lights	○
Additional cab roof rear lights	○	Brake lamps	●
Clearance lamps	●	Hazard lamps	●
Licence lamp	○	Rotating lamp	○
Turn signal lamps	●	Working lights	●
2 head lights	●		
UPPER STRUCTURE		UPPER STRUCTURE	
Batteries 2 x 88 Ah	●	Battery disconnect switch	●
Electric fuel refilling pump with auto stop and filter	○	Fuel level float	●
Hydraulic oil level gauge	●	Lockable fuel refilling cap	●
Lockable machine covers	●	Lockable machine covers	●
Rear view camera	○	Rear view mirror (right & left side)	●
Side view camera	○	Skid-resistant plates and handrails	●
Swing parking brake	●	Undercover	●
4 000 kg counterweight	●		

Standard and optional equipment may vary by country, so please consult your Hitachi dealer for details.

UNDERCARRIAGE		UNDERCARRIAGE	
Clamshell bracket		Front cover	○
Front dozer blade + rear outrigger		Front outrigger + rear dozer blade	○
Front outrigger + rear outrigger		Parking brake	●
Rear dozer blade		Rear outrigger	○
Right toolbox		Tire spacer	●
Toolbox: left chassis		Traction types pattern tires (10.00-20 16 PR)	●
4 tie down hooks			
FRONT ATTACHMENTS		FRONT ATTACHMENTS	
Casted bucket link A		Centralized lubrication system	●
Dirt seal on all bucket pins		Flanged pin	●
HN bushing		Reinforced link B	○
Reinforced resin thrust plate		WC (tungsten-carbide) thermal spraying	●
ATTACHMENTS		ATTACHMENTS	
Accessories for 2 speed selector	○	Attachment basic piping	○
Breaker and crusher piping	○	HSB Parts for breaker and crusher	○
Pilot accumulator	●		
MISCELLANEOUS		MISCELLANEOUS	
Global e-Service	●	Onboard information controller	●
Standard tool kit	●	Travel direction mark on chassis frame	●



“ We develop construction machinery that contributes to the creation of affluent and comfortable societies ”

Kotaro Hirano, Hitachi Construction Machinery Co., Ltd.  
President and Executive Officer

## INSPIRED BY SOCIAL INNOVATION

Hitachi, Ltd. and its subsidiaries – including Hitachi Construction Machinery Co., Ltd. – are driven by a collective aim to contribute to social infrastructure development. Together, they provide reliable solutions to society's challenges and meet the ever-changing needs of their customers around the world.

Established in 1910, Hitachi, Ltd. was built upon a philosophy of making a positive contribution to society through the development of original technology.

Today, it is one of the world's largest corporations. By sharing its pioneering technological know-how with its subsidiaries it has created a diverse range of innovative products and services.

These include: IT and telecommunication, infrastructure systems, industrial systems,

construction, electronic devices and equipment, medical, scientific and laboratory equipment, high functional materials and components, automotive systems, financial and business services, and home electronics.

All of these products and services share a common aim that extends back to the company's origins. They challenge convention, improve social infrastructure and contribute to the development of a more sustainable world.




Power systems and equipment



Automotive systems



Urban development





**i** Hitachi construction machinery is manufactured and tested to the highest standards in production plants in Asia, Europe and North America.



## SOLID FOUNDATIONS

Hitachi Construction Machinery Co., Ltd. (HCM) has developed a comprehensive line-up of reliable construction equipment using its vast expertise and sharing the advanced technological capabilities of the Hitachi group.


Founded in 1970 as a Hitachi, Ltd.

subsidiary, HCM has become one of the world's largest construction equipment suppliers. A pioneer in producing hydraulic excavators (from one-tonne minis to 800-tonne mining machines), HCM also manufactures wheel loaders, rigid dump trucks, crawler cranes and special application machines.


Suitable for a wide range of industries, Hitachi construction machinery helps to create infrastructure for safe and comfortable living, and in the development of natural resources. It can also be used to support disaster relief efforts, particularly

the ASTACO – a unique twin arm excavator specially developed for complex and delicate operations.

Incorporating advanced technology, Hitachi construction machinery benefits from synergies with other Hitachi, Ltd. companies. In the AC-3 range of dump trucks, for example, the AC drive system and the autonomous haulage system (AHS) have been developed to improve safety and efficiency in mines around the world. A further example is the remote monitoring systems available for Hitachi Zaxis excavators and ZW wheel loaders, developed to optimise performance.



ASTACO (Advanced System with Twin Arm for Complex Operation)



Remote monitoring via Global e-Service and ConSite



AC drive technology enhances efficiency





Built on the foundation of superb technological capabilities, Hitachi Construction Machinery is committed to providing leading-edge solutions and services to contribute as a reliable partner to the business of customers worldwide.

---

Before using a machine with a satellite communication system or telecommunication system, please make sure that the satellite communication system complies with local regulations, safety standards and legal requirements. If not so, please make modifications accordingly.

---

These specifications are subject to change without notice.  
Illustrations and photos show the standard models, and may or may not include optional equipment, accessories, and all standard equipment with some differences in color and features.  
Before use, read and understand the Operator's Manual for proper operation.