

ZW series

HITACHI

ZW
140



WHEEL LOADER

- **Model Code:** ZW140
- **Operating Weight:** 10 240 - 10 540 kg
- **Bucket Capacity:** ISO Heaped: 1.5 - 2.3 m³
- **Max. Engine Output:** 96 kW (129 HP)

Introducing the New-Generation Wheel Loaders:

ZW Series

Light, Agile Footwork Plus Increased Productivity

The ZW140 is packed with numerous innovative technologies and mechanisms. The electronic control HST system makes possible light, agile footwork. Four work modes can be selected according to job needs, with best matching of traction force and breakout force. What's more, the ZW140 offers more impressive features: operating ease, enhanced safety, increased durability, and simplified maintenance.

Productivity

Four work modes selectable to suit job needs
2-Motor HST system for powerful acceleration and higher travel speed (Maximum 39 km/h)
Throttle limit for higher fuel efficiency
Improved fundamental performance
Smooth speed shift by electronic control
High-torque engine
Torque proportional differential (Standard)
Limited slip differential (Optional)
Advanced speed selector for four maximum speeds
The first speed selector for efficient loading and operations in confined space
Inching pedal for easy positioning in confined space
Ride control system (Optional)
Pages 4-7

Panoramic comfortable cab

BI-level auto air conditioner and pressurized cab
Front & rear defrosters
Low noise design
Panoramic cab
Enhanced upward visibility
Good rear visibility
Ergonomically positioned switches and controls
Pages 8-9

Enhanced Durability

Robust differential gears
Durable axles
Robust frame
Hydraulically operated cooling fan with heat-sensing system
Capacious hydraulic oil cooler
Protected fuel tank
Aluminum radiator and oil cooler
LED indicators and instruments
O-Ring Seal (ORS) joints and water-resistant electric connectors
Pages 10-11

Easy Maintenance

Conveniently located filters
Easy-to-replace air conditioning filters
HN bushings
Strategically located fuel supply port
Easy-to-read monitor
Flat cab floor
Dirt-Less (DL) front frame
Pages 12-13

Safety

Full fan guard
Emergency steering system (Optional)
Mis-operation protection
ROPS / FOPS cab
Highly reliable dual-line brake system
Other safety features
Page 14

Environment

Common rail fuel injection system
Hitachi Silent (HS) fan
Low noise engine
A recyclable machine
Page 15

Specifications

Pages 16-19

● The new engine complies with the Emission Regulations U.S EPA Tire3, and EU Stage III A

● The advanced low noise design complies with the coming EU noise regulation 2000 / 14 / EC, STAGE II



Note: Pictures may or may not include standard and optional equipment that are specified individually by countries.

Increased Productivity with Advanced HST System, an Hitachi Original Technology

Optimum traction force can be selected to suit job needs by electronic matching control. The HST system is further improved for increased job efficiency.

Four work modes selectable to suit job needs



Work mode select switch

On the ZW140, four work modes are selectable according to job requirements and operator's preference. In each work mode, electronic matching control, originally developed by Hitachi, detects the pressure of the implement, and controls the torque of travel motor to best match traction force and breakout force. This increases production per unit of fuel.

Normal Operation (Work P, N and L Modes)

Efficient loading with optimum traction force to suit job needs

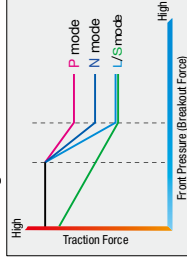
Snow Plowing (Work S Mode)

Efficient snow plowing with optimum traction force, reducing slippage on snow

Four Work Modes

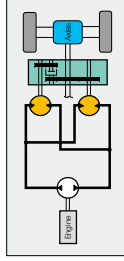
Work Modes	Materials to Be Handled
P mode (Scooping up and conveying)	<ul style="list-style-type: none"> Relatively large crushed stones Concrete slag Gravel Gravelly clayey soil
N mode (Normal operation)	<ul style="list-style-type: none"> Small crushed stones Gravel Cable
L mode (Loading and light excavation)	<ul style="list-style-type: none"> Sand Plastics, industrial wastes, chips
S mode (Snow plowing and swamp operation)	<ul style="list-style-type: none"> Snow

Matching Control



Traction force and front pressure are well balanced by work mode. If you need big traction force, select the P mode.

2-Motor HST System for Powerful Acceleration and Higher Travel Speed (Maximum 39 km/h)



The two-motor HST system is newly developed to achieve high-efficient operation in a wide speed range. For instance, at a low speed, two motors yield high traction torque, while at a high speed, a single motor allows for high travel speed of 39 km/h. Moreover, this system makes possible easy slope climbing and smooth acceleration/deceleration with the accelerator pedal only.

Throttle Limit for Higher Fuel Efficiency



Throttle limit switch

The throttle limit cuts maximum engine speed by 10% for higher fuel efficiency. For the HST system, maximum traction force is not reduced with the reduction in engine speed.

Improved Fundamental Performance

Big Traction Force	kN	87
Bucket breakout force	kN	92
Big Dumping Clearance and Reach (When 2.0 m³ bucket with BOC is fitted)		
Dumping clearance	mm	2 840
Dumping reach	mm	900

High-Torque Engine

Max. output : **93 kW (125-PS)**

Max. torque : **550 N·m (403-kg·m)**

The new engine is ruggedly designed to yield big torque with less vibration for increased durability. This facilitates climbing steep slopes and long uphill with limited speed drop. This engine is a clean engine that complies with the latest global emission regulations.

Torque Proportional Differential (Standard)

The torque proportional differential adjusts driving forces to both wheels. When road resistances under both wheels are different, this feature minimizes slippage of a wheel on softer ground, unlike conventional differentials. This feature enables the ZW series to get out of swamps or rough terrain easily.

Limited Slip Differential (Optional)

On snowy roads and rough terrain, the limited slip differential can work instead of the torque proportional differential. This delivers effective driving force to both wheels for enhanced grip and less slippage during travel.

Agile Footwork for Increased Productivity

Fast, light footwork. Speed selection to suit job needs. Improved controllability and combined operations. Those bring about high productivity.

Advanced Speed Selector for Four Maximum Speeds

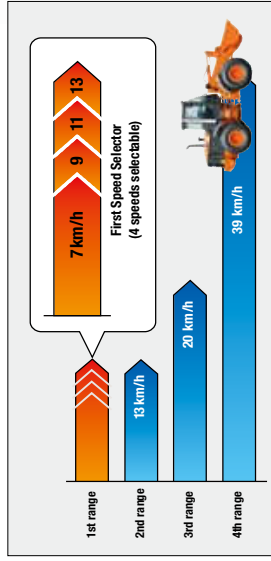


The fully automatic HST system is utilized for the selection of four maximum speeds according to job needs. Optimum speed can be selected with less shocks for smooth travel.

The First Speed Selector for Efficient Loading and Operations in Confined Space



When the first speed range is selected, four travel speeds can be further selected to suit job needs and jobsite conditions. No need for skilful control of the accelerator and brake.



Inching Pedal for Easy Positioning in Confined Space



The operator can easily control travel speed with the inching pedal, regardless of the accelerator pedal, by adjusting the delivery flow from the hydraulic pump. This eases positioning in loading operation.

New Hydraulic Circuit for Smoothly Combined Operation



With the new parallel/tandem hydraulic circuit, the lift arm and bucket can be operated simultaneously. This is a new function to increase loading and excavating efficiency.

Sophisticated Mechanisms for Higher Job Efficiency

Float System

The float system lets the lift arm follow up road irregularities by using its self-weight only, without using its hydraulic circuit. This system is useful in soil-spill collecting during loading, and snow removing.

Lift Arm Kick-Out System (Optional)

The lift arm can automatically be raised up to the preset level. This function is convenient when loading onto a dump truck, and when operating at confined job sites with restricted working height.

Bucket Auto Leveler

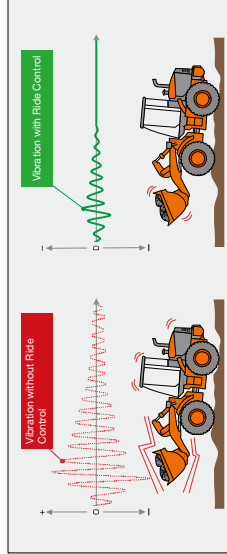
The bucket can automatically be leveled parallel to the ground after dumping the bucket. This can eliminate cumbersome bucket repositioning for efficient loading.

Operator-Friendly Designs for Higher Job Efficiency

Restriction Valve

The restriction valve can effectively reduce shocks when stopping the lift arm. The bucket does not have a shockless circuit to allow efficient mud removal.

Ride Control System (Optional)



The ride control reduces pitching and bouncing during traveling on rough terrain and snow road by automatic control of the implement. Shocks and vibration can be well suppressed for riding comfort.





Operator-First Designs: Easy-to-Handle Controls for Operator Comfort

Panoramic Cab



The panoramic cab gives almost all-round visibility with the widened front glass window and pillar-less cab rear corners. Front wheels are always in the operator's vision, enhancing safety and increasing loading efficiency.

Enhanced Upward Visibility

The front curved glass window gives good upward visibility, so the operator can directly see the movement of the bucket for safer loading.

Comfort-Designed Suspension Seat



The mechanical suspension seat well absorbs shocks and vibrations from the machine body to reduce operator's physical stresses for enhanced comfort.

Bi-Level Auto Air Conditioner and Pressurized Cab



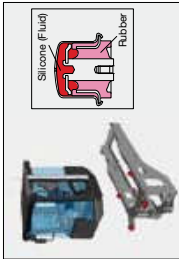
The bi-level air conditioner allows air conditioning at foot space and overhead simultaneously. Airflow volume and direction can automatically be adjusted according to the temperature setting. The pressurized cab shuts out dust and debris even in dusty environment.

Front / Rear Defrosters



With the front and rear defrosters, air flow comes out from three front air outlets and two rear outlets to protect respective windows from fogging, keeping clear vision even in rain and cold weather.

Shock-Dampened Cab



The cab rests on fluid-filled elastic mounts to absorb shocks and vibration, and reduce resonance.

Low Noise Design

The cab is well sealed, and the new low-noise engine is utilized to reduce sound, along with the following measures:

- Hydraulically operated cooling fan with heat-sensing system
- Hitachi Silent (HS) fan
- Sound-absorbing materials inside engine cover and cab

Hat (Resin Cab Roof)



The hollow hat is provided atop the cab to form an air space. This greatly helps reduce the temperature rise in the cab, and increases the cooling efficiency of the air conditioner.

Ergonomically Positioned Switches and Controls



The switches for pre-operation setting are on the right console, and the switches for operation and travel on the front console. They are functionally laid out for ease of operation.

Multi-Functional Joystick Lever (Optional)




The multi-functional joystick lever is provided atop of the control lever for operating ease.

Adjustable Steering Column



The steering wheel is tiltable and to suit operator of all builds for comfortable operation.

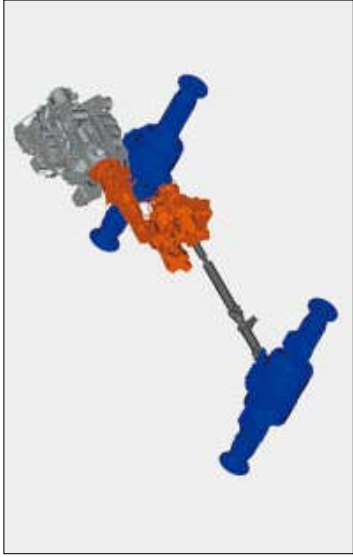
An Array of Standard Accessories



Enhanced Durability

Durability is enhanced with a number of advanced mechanisms for long, continuous operation.

Dependable Drive System



Durable Axles

Front and rear axles are improved for durability. The axle housing is thickened for tough operation at quarries.

Robust Differential Gears

Differential gears are thickened to increase rigidity.

Improved Braking Ability

The brake is a wet-type multi-plate brake, and housed in the axle.

Robust Frame



The box-section frame is thickened and strengthened to resist torsion and increase durability. Center pins are widely spaced for higher resistance to torsion.

Hydraulically Operated Cooling Fan with Heat-Sensing System



Fan speed can be adjusted depending on fluid temperature to effectively cool down coolant and hydraulic oil. The result is extended component service life and reduction in fuel consumption. The fan is also separate from the engine for easy servicing.

Capacious Hydraulic Oil Cooler

The ample cooling capacity of the hydraulic oil cooler helps reduce oil temperature fluctuation, and extend service life of components.

Protected Fuel Tank



The large counterweight is arranged to protect the fuel tank from collisions with obstacles during operation.

Aluminum Radiator and Oil Cooler



The radiator and oil cooler are made of aluminum instead of conventional steel or copper for corrosion prevention.

LED Indicators and Instruments




On the indicators, monitors and alarms, many LEDs are utilized for longer service life resulting in less failure, enhancing the reliability.

O-Ring Seal (ORS) Joints and Water-Resistant Electric Connectors



Numerous elaborate components are utilized for higher durability and reliability. The proven ORS joints and high-pressure hydraulic lines are utilized in the hydraulic system, and water-resistant wiring connectors in the electrical system.



Reduced Running Costs

Running and maintenance costs are reduced greatly with concentrated inspecting points and durable components.



Easy-to-Replace Air Conditioning Filters



The fresh air filter can easily be replaced from the cab, and circulation air filter also replaced by detaching the drink holder.

Conveniently Located Filters

Fuel filter, fuel pre-filter with sedimentary function and engine oil filter are strategically located for the convenient daily inspection and servicing.

Extended Engine Oil Replacement Intervals (Up from 250 to 500 Hours)

Engine oil capacity and filter capacity are increased for longer filter replacement intervals, reducing maintenance time and downtime.

Easy Draining

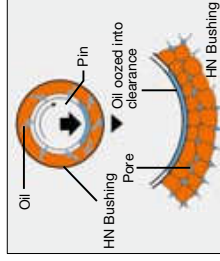
The engine oil drain port is located for the convenience of maintenance. No need for reaching under the machine.



HN Bushings



The HN bushing containing high-viscosity oil is provided at each joint to reduce grease consumption, extend lubrication intervals (100 to 500 hours), and increase durability.



The HN bushing, another example of innovative technology developed by Hitachi, features long life and high durability. High-viscosity oil is vacuum impregnated in sintered high-hardness metal. During operation oil oozes from the pores of the bushing into the clearance between pins and bushing providing lubrication.

Easy-to-Read Monitor



With the easy-to-read monitor, the operator can see instructions for scheduled servicing and maintenance.

Monitor Indication Items:

Clock, service intervals, travel speed, mileage, hour meter

Replacement Alerting:

Engine oil / filter, fuel filter, hydraulic oil / filter, transmission oil / filter, Axle oil.

Hydraulically Operated Cooling Fan



The rotation of the hydraulically operated cooling fan with heat-sensing system is equipped as standard. The fan itself can swing open for easy cleaning.

Flat Cab Floor



The cab floor is stepless (flat) for ease of cleaning.

Strategically Located Fuel Supply Port



The fuel supply port is located for convenient fuel supply from the ground.

Dirt-Less (DL) Front Frame



The DL front frame is shaped for easy removal of dirt, stones and snow.

Safety-First Design

Achieving a High-Level of Safety in the Working Environment with an Array of Advanced Mechanisms.



Full Fan Guard



The cooling fan is enclosed by a full guard (metal net) to protect service technicians from injury during servicing and maintenance.

Emergency Steering System

The emergency electric pump delivers the necessary oil pressure for power steering even in the case of an emergency. This allows normal steering at all times even if the engine fails.

Mis-Operation Protection:

Starting Engine: The engine will start only when the Forward / Reverse lever is in neutral.

Starting: The transmission is disabled when the parking switch is in the ON position; even if selecting Forward or Reverse.

Leaving from Operator Seat: Control levers and Forward / Reverse lever are locked to prevent accidental operation.

Stopping Engine: The spring-set/hydraulic-released parking brake is automatically applied even if failing to apply it.

ROPS / FOPS Cab

The ROPS / FOPS cab is provided to protect the operator from injury in an accident.

ROPS: Roll-Over Protective Structure;

ISO3471

FOPS: Falling Object Protective Structure;

ISO3449

Highly Reliable Dual-Line Brake System

The dual-line hydraulic brake system is utilized; even if one line fails, the other can work for braking. The brake is an enclosed wet single-plate type for reliable braking.

Other Safety Features



Retractable Seat Belt



Inclined Ladder

Environmentally Friendly Design

A Cleaner Machine

The ZW Series is equipped with a clean but powerful engine to comply with Tier 3 and Stage II A. An engine emission regulations effective in the U.S. EPA and European Union from 2006. Exhaust gas is partly re-combusted to reduce particulate matter (PM) output and lower nitrogen oxide (NOx) levels.

Common Rail Type Fuel Injection System

In this fuel injection system complying with the Emission Regulations, one fuel pump runs to generate high pressure for distributing fuel to each injector per cylinder through a common rail. By electronic control, fuel injection volume and timing can be precisely regulated for efficient combustion and higher horsepower. This also reduces PM* (diesel plume), fuel consumption and vibration.

**Particulate matter*

Important: The use of fuels other than diesel fuel (EN590) is prohibited. Otherwise, the engine may be damaged.

A Quieter Machine

A number of features make this machine quieter. First, isochronous control of the engine speed means a restriction of engine speed during no-load and light-duty operation to suppress sound. A fan with curved blades reduces air resistance and airflow noise. Third, a time-tested muffler suppresses engine noise significantly and reduces emissions. This advanced low noise design complies with the 2000 / 14 / EC, Stage II, directive effective in the European Union from 2006.

Hitachi Silent (HS) Fan



The HS fan is capable of reducing air resistance and air flow sound are utilized at the radiator and oil cooler for quieter operation.

Low Noise Engine

Engine noise is effectively reduced by increasing engine mechanical strength with rigid cylinder block, and by utilizing the elaborate gear train on the flywheel side.

A Recyclable Machine

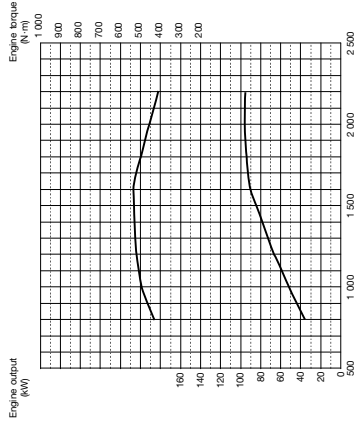


Approximately 95% of the ZW Series can be recycled. The resin parts are marked to facilitate recycling. The machine is completely lead-free. The radiator and oil cooler are made from aluminum and all wires are lead-less. In addition, bio-degradable hydraulic oil is available for jobsites where special environmental care is required.

SPECIFICATIONS

ENGINE

Model	Cummins QSB4.5
Type	4-cycle water-cooled, direct injection
Aspiration	Turbocharger and charge air cooled
No. of cylinders	4
Maximum power	
SAC J1349,	
Without Fan net	96 kW (129 HP) at 2 000 min ⁻¹ (rpm)
ISO 9249,	
Without Fan net	96 kW (129 HP) at 2 000 min ⁻¹ (rpm)
EEC 80/1289,	
Without Fan net	96 kW (129 HP) at 2 000 min ⁻¹ (rpm)
Bore and stroke	107 mm x 124 mm
Piston displacement	4.46 L
Batteries	2 x 12 V 60CCA, 80Ah, 140-min rated reserve
Air cleaner	Two element dry type with restriction indicator



POWER TRAIN

Transmission	Electrical-controlled 2 motor hydrostatic transmission with summation gear box
Gear box: Fixed gear ratio, powershift countershaft type	
Cooling method	Forced circulation type
Travel speed* (km/h)	Forward / Reverse
1st	7.0 / 7.0
2nd	13.0 / 13.0
3rd	20.0 / 20.0
4th	39.0 / 39.0
*With 17.5-25-12PR (L3) tires	

AXLE AND FINAL DRIVE

Drive system	Four-wheel drive system
Front & rear axle	Semi-floating
Front	Fixed to the front frame
Rear	Center pivot
Reduction and differential gear	Two stage reduction with torque proportioning differential
Oscillation angle	Total 20° (+10°/-10°)
Final drives	Planetary final drive

EQUIPMENT

STANDARD EQUIPMENT

Standard equipment may vary by country, so please consult your Hitach dealer for details.	
ENGINE	ENGINE
- Coolant recovery tank	- Reverse warning alarm
- Hydraulically operated cooling fan with heat sensing system	- LCD monitor display: Speedometer / Clock / Hour-meter / Bonometer / Replacement intervals / Ride control / Counterweight / Fuel level
- Fan guard	- Warning lights: Engine / Transmission / Discharge warning
- Muffler, under hood with large exhaust stack	- Indicator lights: Turn signals / High beam / Working lights / Service / Parking brake / Stop / Brake of low pressure / Brake oil low level / Seat belt / Glow signal
- Environmentally friendly engine oil drain	- Gauges: Engine coolant temperature / Fuel level / Maintenance / Forward / Reverse switch / Water separator / Over heat / Engine oil low pressure / Air filter restriction / Hydraulic oil temperature /
- Fuel Filter	- 24-volt AM/FM stereo radio with dock
- Quick-release fuel pre-filter with water separator function	
- Air heater (For cold start)	
- Air filter double element	
POWER TRAIN	OPERATOR'S STATION
- Electrically controlled HST system	Cab
- Torque proportioning differentials, front and rear	- ROPS* / FOPS** / Multi-plane isolation mounted for noise / Vibration reduction / Front and rear windshield washers / Safety glass
HYDRAULIC SYSTEM	- Adjustable armrest
- Bucket auto leveler	- Bi-level auto air conditioner and pressurize cab
- Reservoir sight gauge	- Front / Rear defroster
- Hydraulic filters, vertical mounting	- Hot and cold box
- Trip meter, main control valve	- Sun visor
- O-Ring Seal joints	- Seat(Kab), fabric, high back, mechanical suspension, adjustable for weight-height, fore-aft position, backrest tilt, and armrest angle
ELECTRICAL	- Seatback pocket
- 24-volt electrical system	- Retractable seat belt, 50 mm
- Standard batteries (2), 12-volt with 620CCA, 80 Ah	- Large tray and drink holder
- Alternator: 65 A and 24-volts	- Protection roof
- Lights: Driving with guards / Turn signals with hazard switch / stop, tail and back-up lights	- Adjustable steering column
- Work lights on cab, front (2)	- Steering wheel, textured with spinner knob
- Work lights, rear (2)	- Rear view mirrors, outside (2) and inside (2)
- Horn, winpush button in center of steering wheel and switch on joystick lever knob or right console	- Handrails and steps, ergonomically located and slip resistant
	- Coat hook

OPTIONAL EQUIPMENT

Optional equipment may vary by country, so please consult your Hitach dealer for details.	
ENGINE	ELECTRICAL
- Air pre-cleaner	- Front Working Lamps on Cab (2)
- Reverse rotating cooling fan	- Rear Working Lamp on Cab (2)
	- 12-volt outlet
POWER TRAIN	BUCKETS AND ATTACHMENTS
- Limited slip differential	- High lift arm
	- Buckets (See pages 18-19)
HYDRAULIC SYSTEM	OPERATOR'S STATION
- Three-spool main control valve	- Seat(Grammer) fabric, high back, air suspension, seat back tilt, adjustable for weight-height, fore-aft, up/down, backrest tilt, and armrest angle, seat cushion length and angle, headrest height and angle adjustment, lumbar support
- Joy stick-lever and auxiliary lever for third function	- Headrest for Grammer seat
- Multi-functional joystick lever	- Headrest for Kab seat
- Multi-functional joystick lever and auxiliary lever for third function	- Retractable seat belt, 76 mm
- Ride control system, automatic type	
- Lift arm kick-out system	
- Lift arm auto leveler	

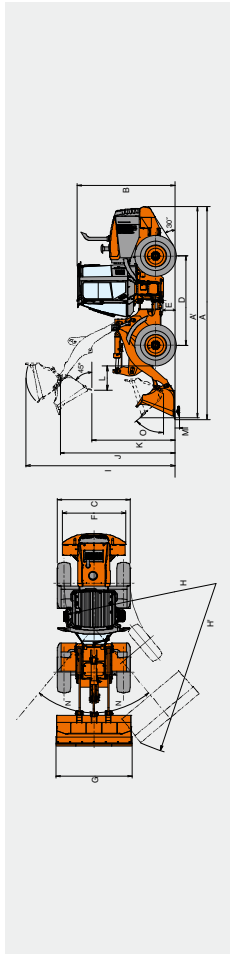
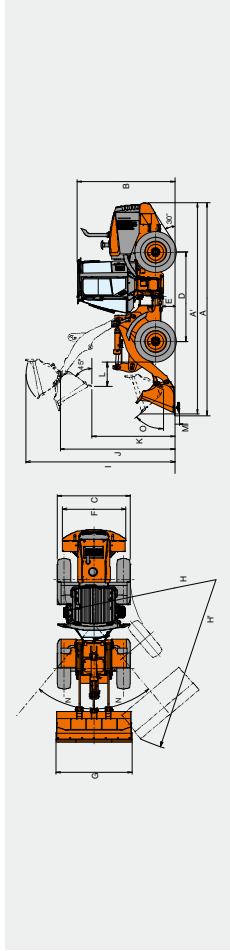
- OTHERS**
- Full rear fender and mud guard
 - Rear license plate bracket
 - Wheel blocks
 - High lift arm
 - Emergency steering system
 - Bottom guards, front frame and transmission

Note: ** ROPS (Roll Over Protective Structure) Conforms to ISO 3471:1994

** FOPS (Falling Objects Protective Structure) Conforms to ISO 3449:1992 Level III

SPECIFICATIONS

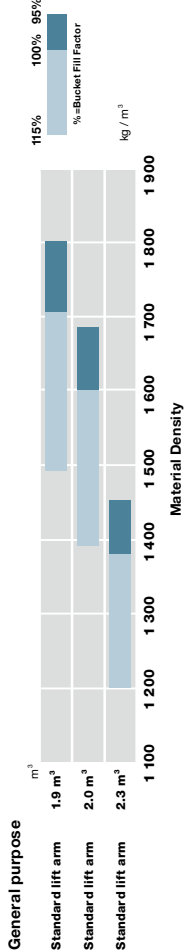
DIMENSIONS & SPECIFICATIONS



Bucket type		Standard Arm	
		With bolt-on cutting edges	With bolt-on teeth
General Purpose			
Bucket capacity			
ISO heaped	m ³	2.0	1.9
ISO struck	m ³	1.6	1.6
A Overall length		6910	7 010
A' Overall length (Traveling figure)		6870	6 960
B Overall height			3 170
C Width over tires			2 380
D Wheel base			2 900
E Ground clearance			380
F Tread			1 930
G Bucket width			2 480
H Turning radius (Centerline of outside tire)			4 950
H' Loader clearance circle, bucket in carry position		5 740	5 770
I Overall operating height		4 950	4 950
J Height to bucket hinge pin, fully raised		3 730	3 730
K Dumping clearance 45 degree, full height		2 790	2 720
L Reach, 45 degree dump, full height		950	1 030
M Digging depth (Horizontal digging angle)		110	120
N Max. roll back at carry position			50
Static tipping load *	Straight	8 050	8 170
	Full 40 degree turn	6 970	7 090
Breakout force	kN	96	104
	(kgf)	(9 790)	(10 600)
Operating weight *		10 290	10 240
		kg	

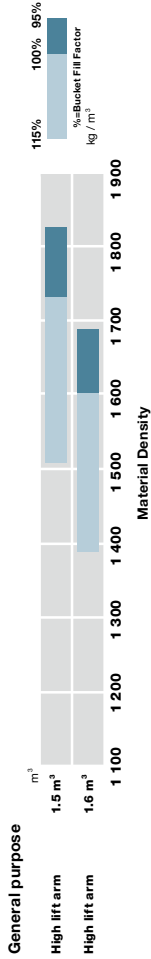
Note: 1. All dimensions, weight and performance data based on ISO 6746-1:1987, ISO 7137:1997 and ISO 7546:1983.
2. Static tipping load and operating weight marked with * include 17.5-25-12PR (L3) tires (No ballast) with lubricants, full fuel tank and operator.
Machine stability and operating weight depend on counterweight, tire size and other attachments.

BUCKET SELECTION GUIDE



Bucket type		High Lift Arm	
		With bolt-on cutting edges	With bolt-on teeth
General Purpose			
Bucket capacity			
ISO heaped	m ³	1.6	1.5
ISO struck	m ³	1.3	1.2
A Overall length		7 240	7 360
A' Overall length (Traveling figure)		7 220	7 300
B Overall height			3 170
C Width over tires			2 380
D Wheel base			2 900
E Ground clearance			380
F Tread			1 930
G Bucket width			2 480
H Turning radius (Centerline of outside tire)			4 950
H' Loader clearance circle, bucket in carry position		5 880	5 930
I Overall operating height			5 140
J Height to bucket hinge pin, fully raised			4 090
K Dumping clearance 45 degree, full height		3 250	3 160
L Reach, 45 degree dump, full height		1 020	1 090
M Digging depth (Horizontal digging angle)		200	210
N Max. roll back at carry position			50
Static tipping load *	Straight	6 300	6 410
	Full 40 degree turn	5 430	5 530
Breakout force	kN	114	124
	(kgf)	(11 620)	(12 640)
Operating weight *		10 540	10 480
		kg	

Note: 1. All dimensions, weight and performance data based on ISO 6746-1:1987, ISO 7137:1997 and ISO 7546:1983.
2. Static tipping load and operating weight marked with * include 17.5-25-12PR (L3) tires (No ballast) with lubricants, full fuel tank and operator.
Machine stability and operating weight depend on counterweight, tire size and other attachments.



These specifications are subject to change without notice.

Illustrations and photos show the standard models, and may or may not include optional equipment, accessories, and all standard equipment with some differences in colour and features.

Before use, read and understand the Operator's Manual for proper operation.