

# ATF 110G-5


110 TON MAX. LIFTING CAPACITY

**EUROMOT 3A**

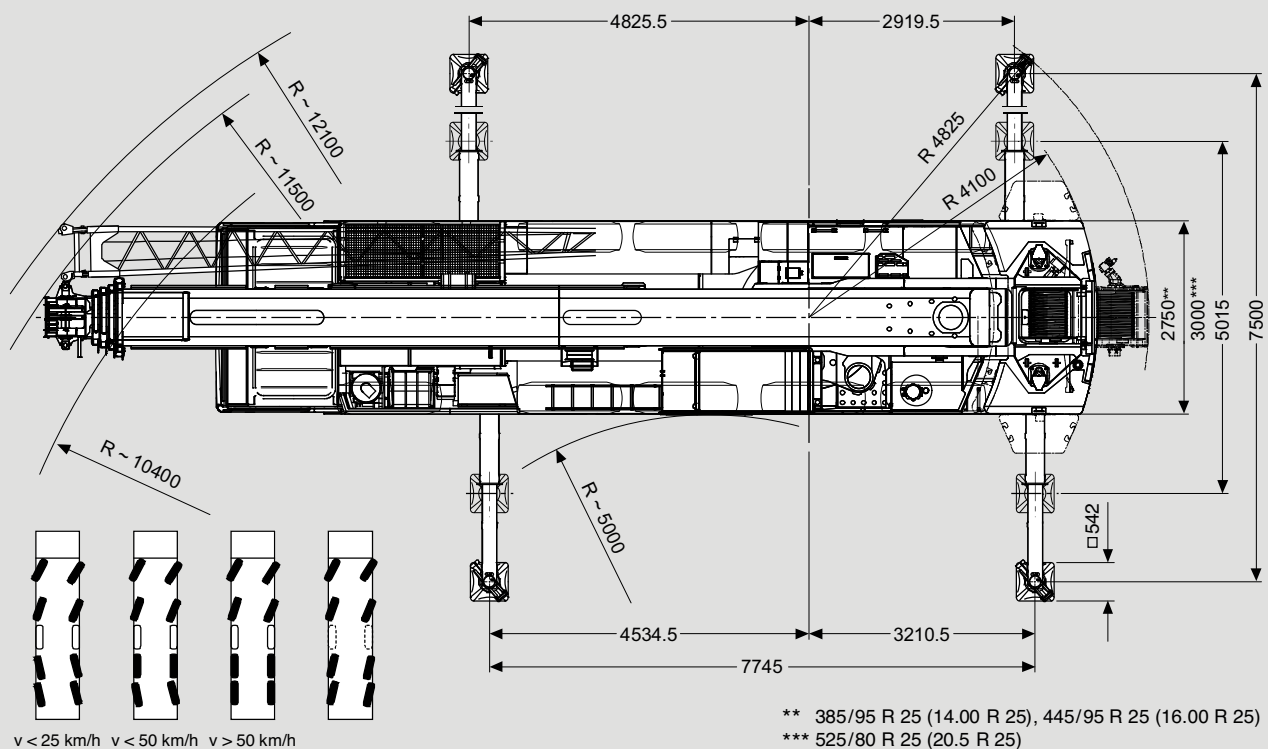
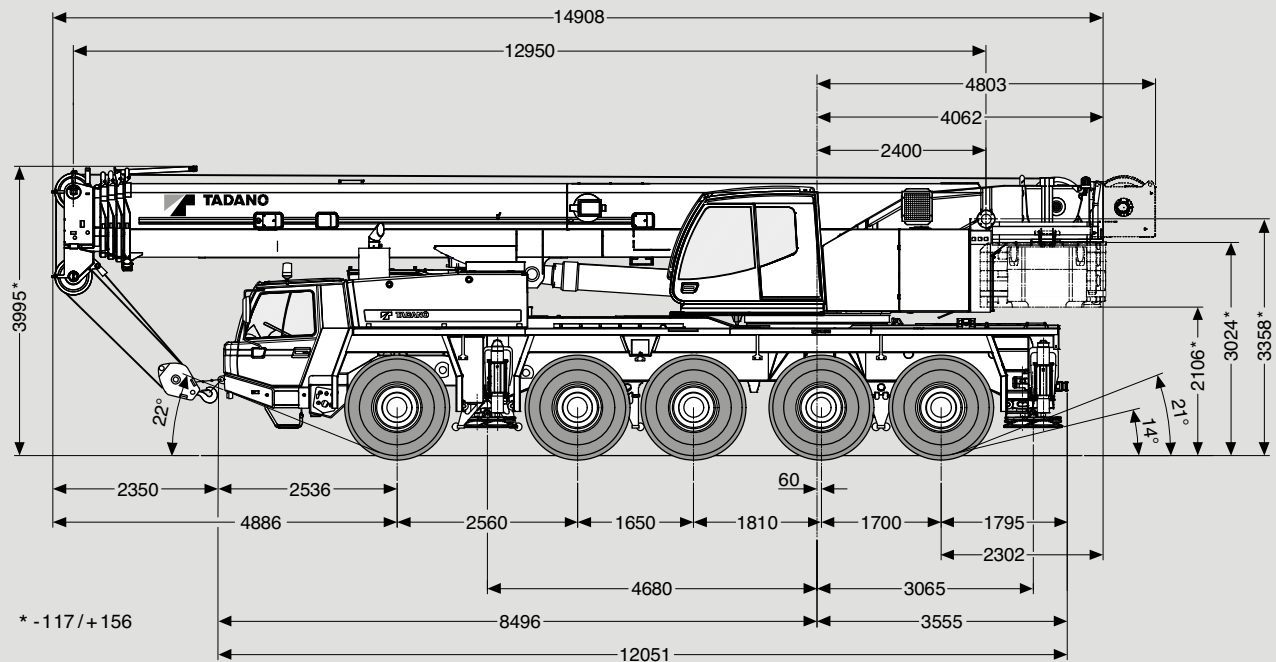
**ALL  
TERRAIN  
CRANE**



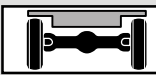
Maße (mm)  
Dimensions (mm)  
Dimensiones (mm)

 445/95 R 25  
(16.00 R 25)

DIN/ISO/EN



Gewichte / Geschwindigkeiten  
Weights / Working speeds  
Poids / Vitesses  
Pesos / Velocidades de trabajo

|  | Achse / Axle<br>Essieu / Eje | 1    | 2    | 3    | 4   | 5   | Gesamtgewicht / Total weight<br>Poids total / Peso total |
|---|------------------------------|------|------|------|-----|-----|--|
|   | (t)                          | 12   | 12   | 12   | 12  | 12  | 60*  |
|   | (t)                          | 10.5 | 10.5 | 10.5 | 8.3 | 8.3 | 48**   |

\* Incl. 8,7 t Gegengewicht, 9,5m/ 16,2 m Auslegerverlängerung, 25 t Unterflasche, 10 t Hakengeschirr, Antrieb 10 x 8, Bereifung 445/95 R 25 (16.00 R 25).

\* Incl. 8.7 t counterweight, 9.5 m/ 16.2 m boom extension, 25 t hook block, 10 t swivel hook, drive 10 x 8, tyres 445/95 R 25 (16.00 R 25).

\* Incl. de 8,7 t contrepoids, 9,5 m/ 16,2 m flèche, 25 t moufle, 10 t elingues, entraînement 10 x 8, pneus 445/95 R 25 (16.00 R 25).

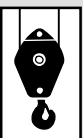
\* Incl. contrapeso de 8,7 t, 9,5 m/ 16,2 m plumin, 25 t gancho, 10 t gancho de bola, tracción 10 x 8, neumáticos 445/95 R 25 (16.00 R 25).

\*\* Mit 0 t Gegengewicht, 25 t Unterflasche, Antrieb 10 x 6, Bereifung 385/95 R 25 (14.00 R 25).

\*\* With 0 t counterweight, 25 t hook block, drive 10 x 6, tyres 385/95 R 25 (14.00 R 25).

\*\* Avec 0 t contrepoids, 25 t moufle, entraînement 10 x 6, pneus 385/95 R 25 (14.00 R 25).

\*\* Con contrapeso de 0 t, 25 t gancho, tracción 10 x 6, neumáticos 385/95 R 25 (14.00 R 25).

|  | Traglast / Lifting capacity / Force<br>de levage / Capacidad de elevación | Rollen / Sheaves<br>Pulies / Poleas | Stränge / Parts of line<br>Brins / Ramales de cable | Gewicht / Weight<br>Poid / Peso |
|---|---|-------------------------------------|---|---------------------------------|
|   | 78.3 t (Typ / Type / Typo 80)*  | 5                                   | 9   | 800 kg                          |
|   | 78.3 t (Typ / Type / Typo 80)   | 5                                   | 9   | 800 kg                          |
|   | 60.9 t (Typ / Type / Typo 63)*  | 3                                   | 7   | 600 kg                          |
|   | 60.9 t (Typ / Type / Typo 63)   | 3                                   | 7   | 600 kg                          |
|   | 17.4 t (Typ / Type / Typo 25)   | 1                                   | 2   | 300 kg                          |
|   | 8.7 t (Typ / Type / Typo 10)  | —                                   | 1   | 200 kg                          |




\* Doppelhaken

\* Rams horn

\* Moufle avec crochet marin







\* Gancho doble



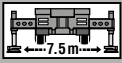
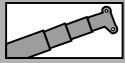
|                              | 1 | 2 | 3 | 4  | 5  | 6  | 7  | 8  | 9  | 10 | 11 | 12 | 13 | 14 | 15 | 16 | R1 | R2 |  |
|---|---|---|---|----|----|----|----|----|----|----|----|----|----|----|----|----|----|----|---|
|  445/95 R 25<br>(16.00 R 25) | 3 | 3 | 4 | 4  | 5  | 7  | 8  | 9  | 11 | 14 | 17 | 20 | 24 | 30 | 35 | 42 | 3  | 3  | > 61%*  |
| km/h  | 6 | 7 | 8 | 10 | 12 | 15 | 18 | 21 | 26 | 31 | 38 | 46 | 56 | 68 | 80 | 85 | 6  | 7  | 47%   |

\* Mit Geländeübersetzung  
\* Off road range

\* Avec mode tout terrain  
\* Con transmisión todo terreno

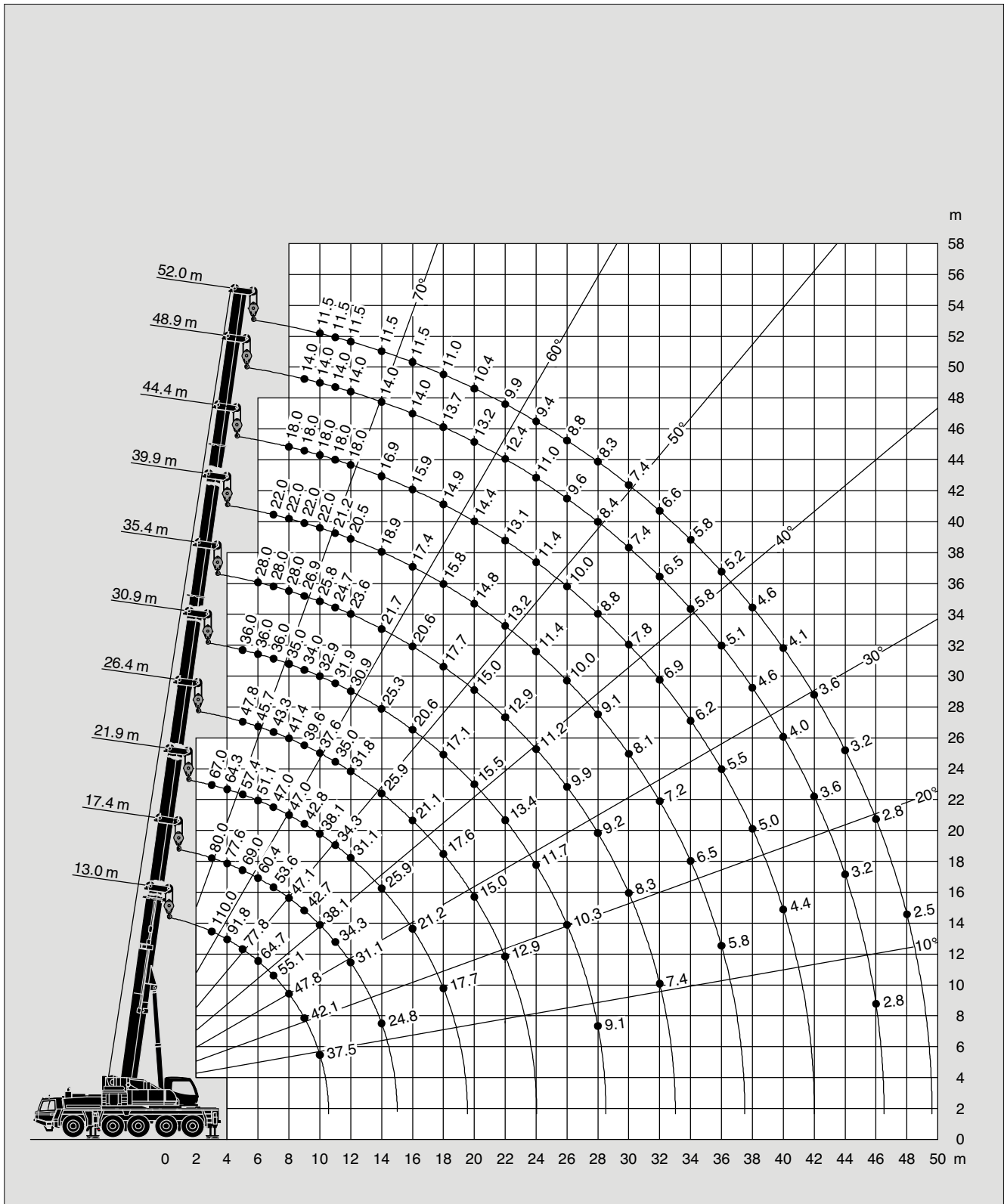
|  | Stufenlos<br>Infinitely variable<br>Progressivement variable<br>Infinitamente variable | Seil<br>Rope<br>Câble<br>Cable | Max. Seilzug<br>Max. single line pull<br>Effort maxi au brin simple<br>Trío máximo por ramal |
|---|--|--------------------------------|--|
|  | 0 - 130 m/min<br>für einfachen Strang<br>single line<br>au brin simple<br>ramal simple | 21 mm / 250 m                  | 85 kN  |
|  | 0 - 130 m/min<br>für einfachen Strang<br>single line<br>au brin simple<br>ramal simple | 21 mm / 250 m                  | 85 kN  |
|  | 0 - 1.7 min <sup>-1</sup>  |                                |  |
|  | -2.0° – +82°<br>ca. 42 s<br>approx. 42 s<br>env. 42 s<br>aproximadamente 42 s          |                                |  |
|  | 13.0 m – 52.0 m<br>ca. 320 s<br>approx. 320 s<br>env. 320 s<br>aproximadamente 320 s   |                                |  |

Hubhöhen  
Lifting heights  
Hauteurs de levage  
Alturas de elevación




35t

DIN/ISO/EN



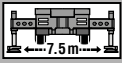
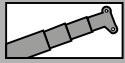
Tragfähigkeiten  
Lifting capacities  
Capacités de levage  
Capacidades de elevación

|   |   |   |            |                   |
|---|---|---|------------|-------------------|
|  |  |  | <b>35t</b> | <b>DIN/ISO/EN</b> |
|---|---|---|------------|-------------------|

|  m | 13.0 m* | 13.0 m | 17.4 m | 21.9 m | 26.4 m | 30.9 m | 35.4 m | 39.9 m | 44.4 m | 48.9 m | 52.0 m |
|---|---------|--------|--------|--------|--------|--------|--------|--------|--------|--------|--------|
| 3.0   | 110.0   | 95.0   | 80.0   | 67.0   |        |        |        |        |        |        |        |
| 3.5   | 98.9    | 87.2   | 80.0   | 65.6   |        |        |        |        |        |        |        |
| 4.0   | 91.8    | 80.4   | 77.6   | 64.3   | 50.0   |        |        |        |        |        |        |
| 4.5   | 86.0    | 74.6   | 74.1   | 60.9   | 48.9   |        |        |        |        |        |        |
| 5.0   | 77.8    | 69.5   | 69.0   | 57.4   | 47.8   | 36.0   |        |        |        |        |        |
| 6.0   | 64.7    | 61.0   | 60.4   | 51.1   | 45.7   | 36.0   | 28.0   |        |        |        |        |
| 7.0   | 55.1    | 54.2   | 53.6   | 47.0   | 43.3   | 36.0   | 28.0   | 22.0   |        |        |        |
| 8.0   | 47.8    | 47.8   | 47.1   | 47.0   | 41.4   | 35.0   | 28.0   | 22.0   | 18.0   |        |        |
| 9.0   | 42.1    | 42.1   | 42.7   | 42.8   | 39.6   | 34.0   | 26.9   | 22.0   | 18.0   | 14.0   |        |
| 10.0  | 37.5    | 37.5   | 38.1   | 38.1   | 37.6   | 32.9   | 25.8   | 22.0   | 18.0   | 14.0   | 11.5   |
| 11.0  |         |        | 34.3   | 34.3   | 35.0   | 31.9   | 24.7   | 21.2   | 18.0   | 14.0   | 11.5   |
| 12.0  |         |        | 31.1   | 31.1   | 31.8   | 30.9   | 23.6   | 20.5   | 18.0   | 14.0   | 11.5   |
| 14.0  |         |        | 24.8   | 25.9   | 25.9   | 25.3   | 21.7   | 18.9   | 16.9   | 14.0   | 11.5   |
| 16.0  |         |        |        | 21.2   | 21.1   | 20.6   | 20.6   | 17.4   | 15.9   | 14.0   | 11.5   |
| 18.0  |         |        |        | 17.7   | 17.6   | 17.1   | 17.7   | 15.8   | 14.9   | 13.7   | 11.0   |
| 20.0  |         |        |        |        | 15.0   | 15.5   | 15.0   | 14.8   | 14.4   | 13.2   | 10.4   |
| 22.0  |         |        |        |        | 12.9   | 13.4   | 12.9   | 13.2   | 13.1   | 12.4   | 9.9    |
| 24.0  |         |        |        |        |        | 11.7   | 11.2   | 11.4   | 11.4   | 11.0   | 9.4    |
| 26.0  |         |        |        |        |        | 10.3   | 9.9    | 10.0   | 10.0   | 9.6    | 8.8    |
| 28.0  |         |        |        |        |        | 9.1    | 9.2    | 9.1    | 8.8    | 8.4    | 8.3    |
| 30.0  |         |        |        |        |        |        | 8.3    | 8.1    | 7.8    | 7.4    | 7.4    |
| 32.0  |         |        |        |        |        |        | 7.4    | 7.2    | 6.9    | 6.5    | 6.6    |
| 34.0  |         |        |        |        |        |        |        | 6.5    | 6.2    | 5.8    | 5.8    |
| 36.0  |         |        |        |        |        |        |        | 5.8    | 5.5    | 5.1    | 5.2    |
| 38.0  |         |        |        |        |        |        |        |        | 5.0    | 4.6    | 4.6    |
| 40.0  |         |        |        |        |        |        |        |        | 4.4    | 4.0    | 4.1    |
| 42.0  |         |        |        |        |        |        |        |        |        | 3.6    | 3.6    |
| 44.0  |         |        |        |        |        |        |        |        |        | 3.2    | 3.2    |
| 46.0  |         |        |        |        |        |        |        |        |        | 2.8    | 2.8    |
| 48.0  |         |        |        |        |        |        |        |        |        |        | 2.5    |

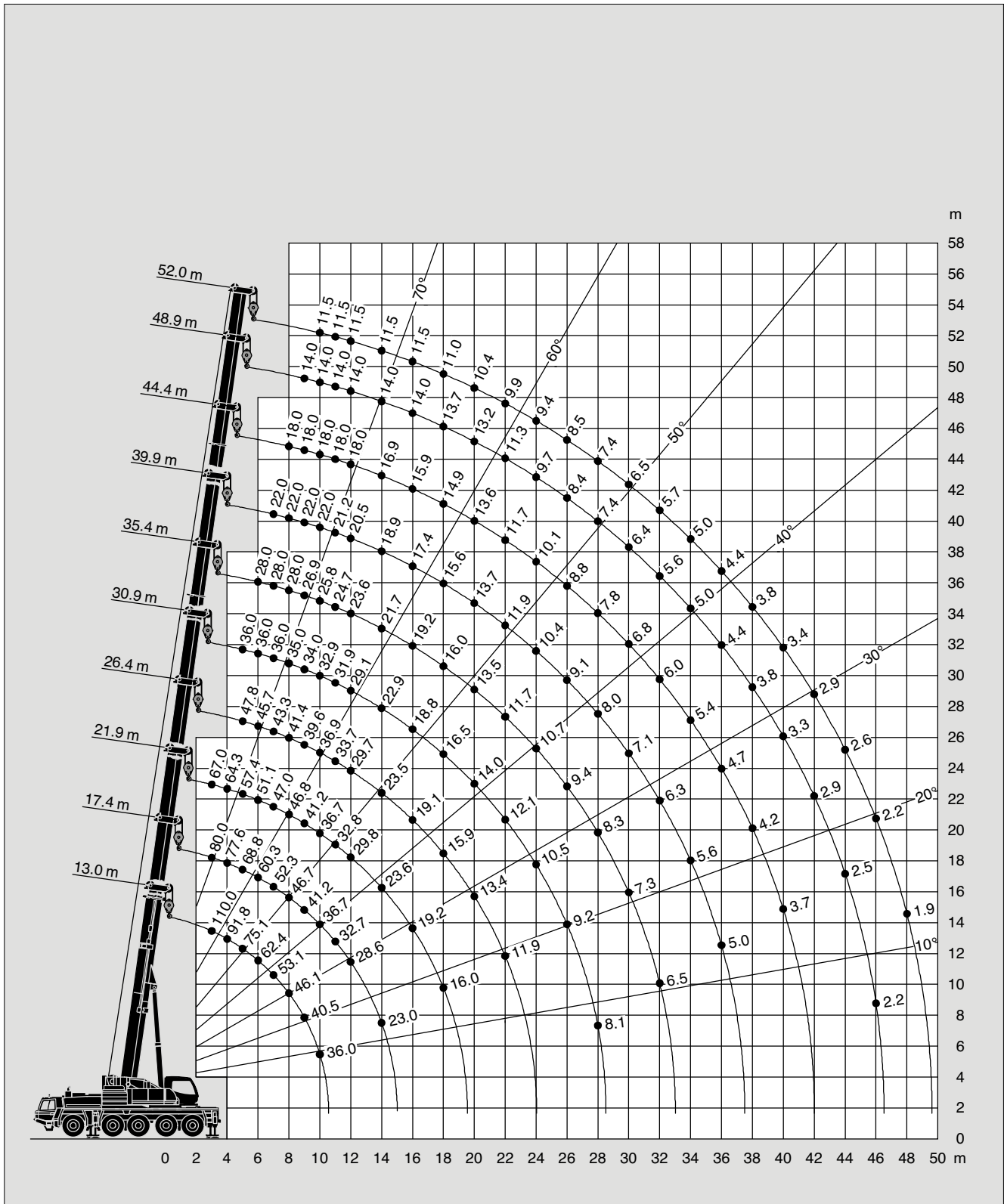
\* Nach hinten / \* Over rear / \* A l'arrière / \* Sobre la parte trasera

Hubhöhen  
Lifting heights  
Hauteurs de levage  
Alturas de elevación




**28.8t**

**DIN/ISO/EN**



Tragfähigkeiten  
Lifting capacities  
Capacités de levage  
Capacidades de elevación

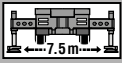
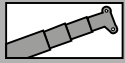
|   |   |   |               |                   |
|---|---|---|---------------|-------------------|
|  |  |  | <b>28.8 t</b> | <b>DIN/ISO/EN</b> |
|---|---|---|---------------|-------------------|

|  m | 13.0 m* | 13.0 m | 17.4 m | 21.9 m | 26.4 m | 30.9 m | 35.4 m | 39.9 m | 44.4 m | 48.9 m | 52.0 m |
|---|---------|--------|--------|--------|--------|--------|--------|--------|--------|--------|--------|
| 3.0   | 110.0   | 95.0   | 80.0   | 67.0   |        |        |        |        |        |        |        |
| 3.5   | 98.9    | 87.0   | 80.0   | 65.6   |        |        |        |        |        |        |        |
| 4.0   | 91.8    | 80.3   | 77.6   | 64.3   | 50.0   |        |        |        |        |        |        |
| 4.5   | 83.3    | 74.4   | 73.9   | 60.9   | 48.9   |        |        |        |        |        |        |
| 5.0   | 75.1    | 69.3   | 68.8   | 57.4   | 47.8   | 36.0   |        |        |        |        |        |
| 6.0   | 62.4    | 60.8   | 60.3   | 51.1   | 45.7   | 36.0   | 28.0   |        |        |        |        |
| 7.0   | 53.1    | 53.1   | 52.3   | 47.0   | 43.3   | 36.0   | 28.0   | 22.0   |        |        |        |
| 8.0   | 46.1    | 46.1   | 46.7   | 46.8   | 41.4   | 35.0   | 28.0   | 22.0   | 18.0   |        |        |
| 9.0   | 40.5    | 40.5   | 41.2   | 41.2   | 39.6   | 34.0   | 26.9   | 22.0   | 18.0   | 14.0   |        |
| 10.0  | 36.0    | 36.0   | 36.7   | 36.7   | 36.9   | 32.9   | 25.8   | 22.0   | 18.0   | 14.0   | 11.5   |
| 11.0  |         |        | 32.7   | 32.8   | 33.7   | 31.9   | 24.7   | 21.2   | 18.0   | 14.0   | 11.5   |
| 12.0  |         |        | 28.6   | 29.8   | 29.7   | 29.1   | 23.6   | 20.5   | 18.0   | 14.0   | 11.5   |
| 14.0  |         |        | 23.0   | 23.6   | 23.5   | 22.9   | 21.7   | 18.9   | 16.9   | 14.0   | 11.5   |
| 16.0  |         |        |        | 19.2   | 19.1   | 18.8   | 19.2   | 17.4   | 15.9   | 14.0   | 11.5   |
| 18.0  |         |        |        | 16.0   | 15.9   | 16.5   | 16.0   | 15.6   | 14.9   | 13.7   | 11.0   |
| 20.0  |         |        |        |        | 13.4   | 14.0   | 13.5   | 13.7   | 13.6   | 13.2   | 10.4   |
| 22.0  |         |        |        |        | 11.9   | 12.1   | 11.7   | 11.9   | 11.7   | 11.3   | 9.9    |
| 24.0  |         |        |        |        |        | 10.5   | 10.7   | 10.4   | 10.1   | 9.7    | 9.4    |
| 26.0  |         |        |        |        |        | 9.2    | 9.4    | 9.1    | 8.8    | 8.4    | 8.5    |
| 28.0  |         |        |        |        |        | 8.1    | 8.3    | 8.0    | 7.8    | 7.4    | 7.4    |
| 30.0  |         |        |        |        |        |        | 7.3    | 7.1    | 6.8    | 6.4    | 6.5    |
| 32.0  |         |        |        |        |        |        | 6.5    | 6.3    | 6.0    | 5.6    | 5.7    |
| 34.0  |         |        |        |        |        |        |        | 5.6    | 5.4    | 5.0    | 5.0    |
| 36.0  |         |        |        |        |        |        |        | 5.0    | 4.7    | 4.4    | 4.4    |
| 38.0  |         |        |        |        |        |        |        |        | 4.2    | 3.8    | 3.8    |
| 40.0  |         |        |        |        |        |        |        |        | 3.7    | 3.3    | 3.4    |
| 42.0  |         |        |        |        |        |        |        |        |        | 2.9    | 2.9    |
| 44.0  |         |        |        |        |        |        |        |        |        | 2.5    | 2.6    |
| 46.0  |         |        |        |        |        |        |        |        |        | 2.2    | 2.2    |
| 48.0  |         |        |        |        |        |        |        |        |        |        | 1.9    |

\* Nach hinten / \* Over rear / \* A l'arrière / \* Sobre la parte trasera

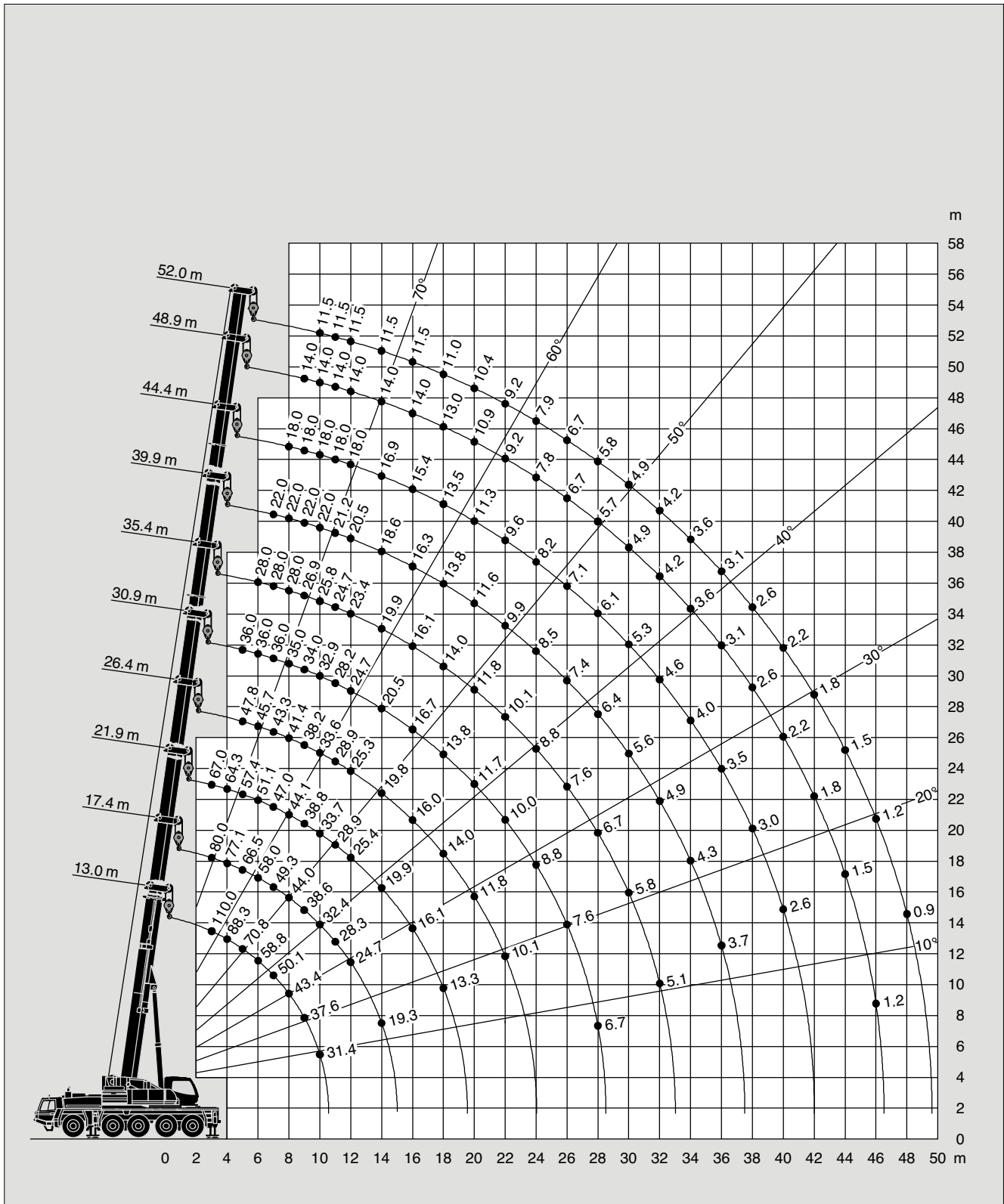


Hubhöhen  
Lifting heights  
Hauteurs de levage  
Alturas de elevación



20.8t


DIN/ISO/EN





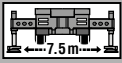
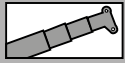
Tragfähigkeiten  
Lifting capacities  
Capacités de levage  
Capacidades de elevación

|   |   |   |              |                   |
|---|---|---|--------------|-------------------|
|  |  |  | <b>20.8t</b> | <b>DIN/ISO/EN</b> |
|---|---|---|--------------|-------------------|

|  m | 13.0 m* | 13.0 m | 17.4 m | 21.9 m | 26.4 m | 30.9 m | 35.4 m | 39.9 m | 44.4 m | 48.9 m | 52.0 m |
|---|---------|--------|--------|--------|--------|--------|--------|--------|--------|--------|--------|
| 3.0   | 110.0   | 95.0   | 80.0   | 67.0   |        |        |        |        |        |        |        |
| 3.5   | 98.9    | 84.1   | 80.0   | 65.6   |        |        |        |        |        |        |        |
| 4.0   | 88.3    | 77.6   | 77.1   | 64.3   | 50.0   |        |        |        |        |        |        |
| 4.5   | 78.7    | 72.0   | 71.5   | 60.9   | 48.9   |        |        |        |        |        |        |
| 5.0   | 70.8    | 67.1   | 66.5   | 57.4   | 47.8   | 36.0   |        |        |        |        |        |
| 6.0   | 58.8    | 58.8   | 58.0   | 51.1   | 45.7   | 36.0   | 28.0   |        |        |        |        |
| 7.0   | 50.1    | 50.1   | 49.3   | 47.0   | 43.3   | 36.0   | 28.0   | 22.0   |        |        |        |
| 8.0   | 43.4    | 43.4   | 44.0   | 44.1   | 41.4   | 35.0   | 28.0   | 22.0   | 18.0   |        |        |
| 9.0   | 37.6    | 37.6   | 38.6   | 38.8   | 38.2   | 34.0   | 26.9   | 22.0   | 18.0   | 14.0   |        |
| 10.0  | 31.4    | 31.4   | 32.4   | 33.7   | 33.6   | 32.9   | 25.8   | 22.0   | 18.0   | 14.0   | 11.5   |
| 11.0  |         |        | 28.3   | 28.9   | 28.9   | 28.2   | 24.7   | 21.2   | 18.0   | 14.0   | 11.5   |
| 12.0  |         |        | 24.7   | 25.4   | 25.3   | 24.7   | 23.4   | 20.5   | 18.0   | 14.0   | 11.5   |
| 14.0  |         |        | 19.3   | 19.9   | 19.8   | 20.5   | 19.9   | 18.6   | 16.9   | 14.0   | 11.5   |
| 16.0  |         |        |        | 16.1   | 16.0   | 16.7   | 16.1   | 16.3   | 15.4   | 14.0   | 11.5   |
| 18.0  |         |        |        | 13.3   | 14.0   | 13.8   | 14.0   | 13.8   | 13.5   | 13.0   | 11.0   |
| 20.0  |         |        |        |        | 11.8   | 11.7   | 11.8   | 11.6   | 11.3   | 10.9   | 10.4   |
| 22.0  |         |        |        |        | 10.1   | 10.0   | 10.1   | 9.9    | 9.6    | 9.2    | 9.2    |
| 24.0  |         |        |        |        |        | 8.8    | 8.8    | 8.5    | 8.2    | 7.8    | 7.9    |
| 26.0  |         |        |        |        |        | 7.6    | 7.6    | 7.4    | 7.1    | 6.7    | 6.7    |
| 28.0  |         |        |        |        |        | 6.7    | 6.7    | 6.4    | 6.1    | 5.7    | 5.8    |
| 30.0  |         |        |        |        |        |        | 5.8    | 5.6    | 5.3    | 4.9    | 4.9    |
| 32.0  |         |        |        |        |        |        | 5.1    | 4.9    | 4.6    | 4.2    | 4.2    |
| 34.0  |         |        |        |        |        |        |        | 4.3    | 4.0    | 3.6    | 3.6    |
| 36.0  |         |        |        |        |        |        |        | 3.7    | 3.5    | 3.1    | 3.1    |
| 38.0  |         |        |        |        |        |        |        |        | 3.0    | 2.6    | 2.6    |
| 40.0  |         |        |        |        |        |        |        |        | 2.6    | 2.2    | 2.2    |
| 42.0  |         |        |        |        |        |        |        |        |        | 1.8    | 1.8    |
| 44.0  |         |        |        |        |        |        |        |        |        | 1.5    | 1.5    |
| 46.0  |         |        |        |        |        |        |        |        |        | 1.2    | 1.2    |
| 48.0  |         |        |        |        |        |        |        |        |        |        | 0.9    |

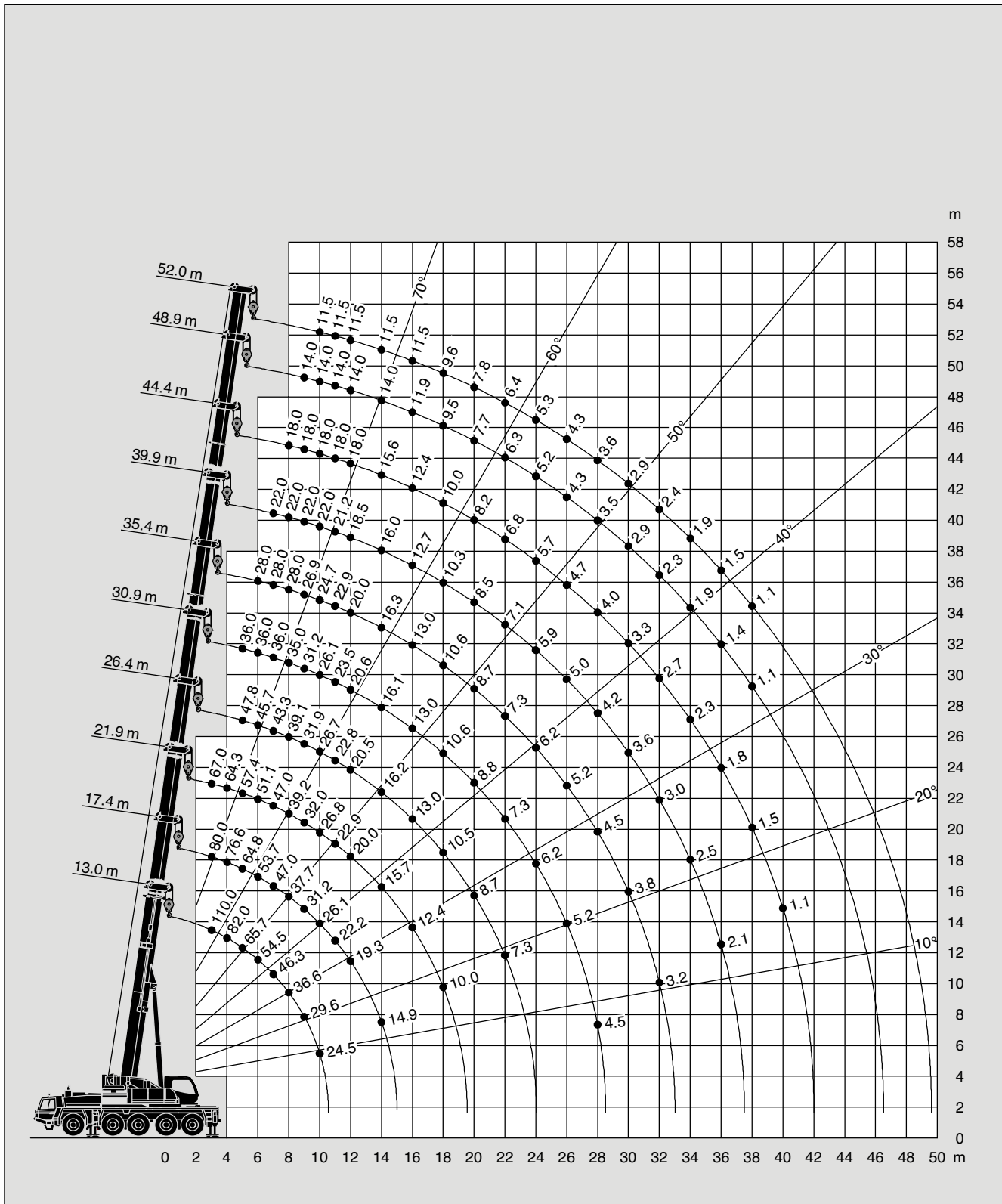
\* Nach hinten / \* Over rear / \* A l'arrière / \* Sobre la parte trasera

Hubhöhen  
Lifting heights  
Hauteurs de levage  
Alturas de elevación




11 t

DIN/ISO/EN



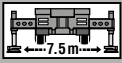
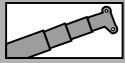
Tragfähigkeiten  
Lifting capacities  
Capacités de levage  
Capacidades de elevación



|  m | 13.0 m* | 13.0 m | 17.4 m | 21.9 m | 26.4 m | 30.9 m | 35.4 m | 39.9 m | 44.4 m | 48.9 m | 52.0 m |
|---|---------|--------|--------|--------|--------|--------|--------|--------|--------|--------|--------|
| 3.0   | 110.0   | 95.0   | 80.0   | 67.0   |        |        |        |        |        |        |        |
| 3.5   | 93.3    | 83.7   | 80.0   | 65.6   |        |        |        |        |        |        |        |
| 4.0   | 82.0    | 77.1   | 76.6   | 64.3   | 50.0   |        |        |        |        |        |        |
| 4.5   | 73.1    | 71.5   | 71.0   | 60.9   | 48.9   |        |        |        |        |        |        |
| 5.0   | 65.7    | 65.7   | 64.8   | 57.4   | 47.8   | 36.0   |        |        |        |        |        |
| 6.0   | 54.5    | 54.5   | 53.7   | 51.1   | 45.7   | 36.0   | 28.0   |        |        |        |        |
| 7.0   | 46.3    | 46.3   | 47.0   | 47.0   | 43.3   | 36.0   | 28.0   | 22.0   |        |        |        |
| 8.0   | 36.6    | 36.6   | 37.7   | 39.2   | 39.1   | 35.0   | 28.0   | 22.0   | 18.0   |        |        |
| 9.0   | 29.6    | 29.6   | 31.2   | 32.0   | 31.9   | 31.2   | 26.9   | 22.0   | 18.0   | 14.0   |        |
| 10.0  | 24.5    | 24.5   | 26.1   | 26.8   | 26.7   | 26.1   | 24.7   | 22.0   | 18.0   | 14.0   | 11.5   |
| 11.0  |         |        | 22.2   | 22.9   | 22.8   | 23.5   | 22.9   | 21.2   | 18.0   | 14.0   | 11.5   |
| 12.0  |         |        | 19.3   | 20.0   | 20.5   | 20.6   | 20.0   | 18.5   | 18.0   | 14.0   | 11.5   |
| 14.0  |         |        | 14.9   | 15.7   | 16.2   | 16.1   | 16.3   | 16.0   | 15.6   | 14.0   | 11.5   |
| 16.0  |         |        |        | 12.4   | 13.0   | 13.0   | 13.0   | 12.7   | 12.4   | 11.9   | 11.5   |
| 18.0  |         |        |        | 10.0   | 10.5   | 10.6   | 10.6   | 10.3   | 10.0   | 9.5    | 9.6    |
| 20.0  |         |        |        |        | 8.7    | 8.8    | 8.7    | 8.5    | 8.2    | 7.7    | 7.8    |
| 22.0  |         |        |        |        | 7.3    | 7.3    | 7.3    | 7.1    | 6.8    | 6.3    | 6.4    |
| 24.0  |         |        |        |        |        | 6.2    | 6.2    | 5.9    | 5.7    | 5.2    | 5.3    |
| 26.0  |         |        |        |        |        | 5.2    | 5.2    | 5.0    | 4.7    | 4.3    | 4.3    |
| 28.0  |         |        |        |        |        | 4.5    | 4.5    | 4.2    | 4.0    | 3.5    | 3.6    |
| 30.0  |         |        |        |        |        |        | 3.8    | 3.6    | 3.3    | 2.9    | 2.9    |
| 32.0  |         |        |        |        |        |        | 3.2    | 3.0    | 2.7    | 2.3    | 2.4    |
| 34.0  |         |        |        |        |        |        |        | 2.5    | 2.3    | 1.9    | 1.9    |
| 36.0  |         |        |        |        |        |        |        | 2.1    | 1.8    | 1.4    | 1.5    |
| 38.0  |         |        |        |        |        |        |        |        | 1.5    | 1.1    | 1.1    |
| 40.0  |         |        |        |        |        |        |        |        | 1.1    |        |        |

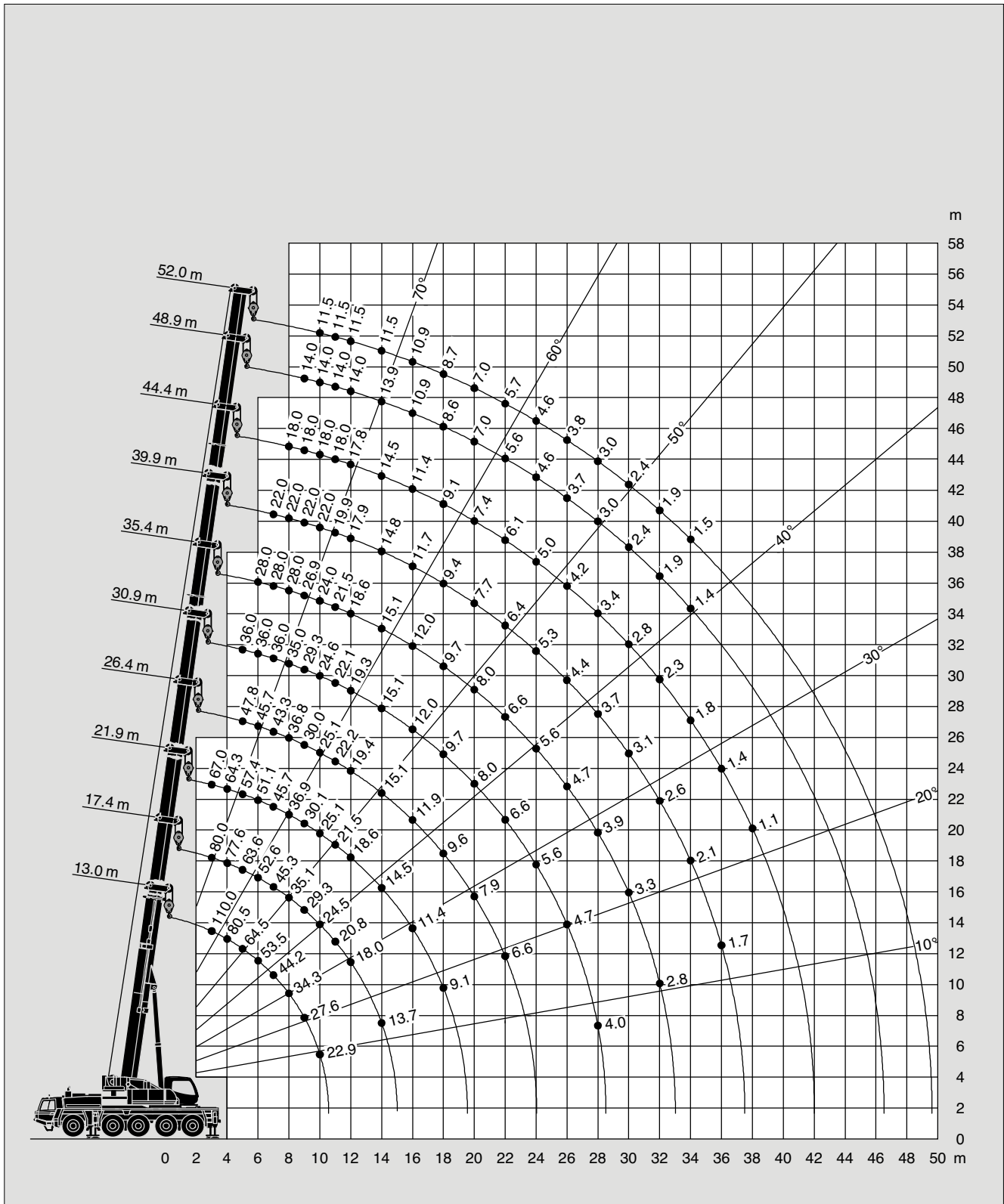
\* Nach hinten / \* Over rear / \* A l'arrière / \* Sobre la parte trasera

Hubhöhen  
Lifting heights  
Hauteurs de levage  
Alturas de elevación




8.7t

DIN/ISO/EN



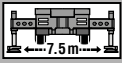
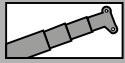
Tragfähigkeiten  
Lifting capacities  
Capacités de levage  
Capacidades de elevación



|  m | 13.0 m* | 13.0 m | 17.4 m | 21.9 m | 26.4 m | 30.9 m | 35.4 m | 39.9 m | 44.4 m | 48.9 m | 52.0 m |
|---|---------|--------|--------|--------|--------|--------|--------|--------|--------|--------|--------|
| 3.0   | 110.0   | 95.0   | 80.0   | 67.0   |        |        |        |        |        |        |        |
| 3.5   | 91.7    | 85.9   | 80.0   | 65.6   |        |        |        |        |        |        |        |
| 4.0   | 80.5    | 79.3   | 77.6   | 64.3   | 50.0   |        |        |        |        |        |        |
| 4.5   | 71.7    | 71.7   | 70.8   | 60.9   | 48.9   |        |        |        |        |        |        |
| 5.0   | 64.5    | 64.5   | 63.6   | 57.4   | 47.8   | 36.0   |        |        |        |        |        |
| 6.0   | 53.5    | 53.5   | 52.6   | 51.1   | 45.7   | 36.0   | 28.0   |        |        |        |        |
| 7.0   | 44.2    | 44.2   | 45.3   | 45.7   | 43.3   | 36.0   | 28.0   | 22.0   |        |        |        |
| 8.0   | 34.3    | 34.3   | 35.1   | 36.9   | 36.8   | 35.0   | 28.0   | 22.0   | 18.0   |        |        |
| 9.0   | 27.6    | 27.6   | 29.3   | 30.1   | 30.0   | 29.3   | 26.9   | 22.0   | 18.0   | 14.0   |        |
| 10.0  | 22.9    | 22.9   | 24.5   | 25.1   | 25.1   | 24.6   | 24.0   | 22.0   | 18.0   | 14.0   | 11.5   |
| 11.0  |         |        | 20.8   | 21.5   | 22.2   | 22.1   | 21.5   | 19.9   | 18.0   | 14.0   | 11.5   |
| 12.0  |         |        | 18.0   | 18.6   | 19.4   | 19.3   | 18.6   | 17.9   | 17.8   | 14.0   | 11.5   |
| 14.0  |         |        | 13.7   | 14.5   | 15.1   | 15.1   | 15.1   | 14.8   | 14.5   | 13.9   | 11.5   |
| 16.0  |         |        |        | 11.4   | 11.9   | 12.0   | 12.0   | 11.7   | 11.4   | 10.9   | 10.9   |
| 18.0  |         |        |        | 9.1    | 9.6    | 9.7    | 9.7    | 9.4    | 9.1    | 8.6    | 8.7    |
| 20.0  |         |        |        |        | 7.9    | 8.0    | 8.0    | 7.7    | 7.4    | 7.0    | 7.0    |
| 22.0  |         |        |        |        | 6.6    | 6.6    | 6.6    | 6.4    | 6.1    | 5.6    | 5.7    |
| 24.0  |         |        |        |        |        | 5.6    | 5.6    | 5.3    | 5.0    | 4.6    | 4.6    |
| 26.0  |         |        |        |        |        | 4.7    | 4.7    | 4.4    | 4.2    | 3.7    | 3.8    |
| 28.0  |         |        |        |        |        | 4.0    | 3.9    | 3.7    | 3.4    | 3.0    | 3.0    |
| 30.0  |         |        |        |        |        |        | 3.3    | 3.1    | 2.8    | 2.4    | 2.4    |
| 32.0  |         |        |        |        |        |        | 2.8    | 2.6    | 2.3    | 1.9    | 1.9    |
| 34.0  |         |        |        |        |        |        |        | 2.1    | 1.8    | 1.4    | 1.5    |
| 36.0  |         |        |        |        |        |        |        | 1.7    | 1.4    |        |        |
| 38.0  |         |        |        |        |        |        |        |        | 1.1    |        |        |

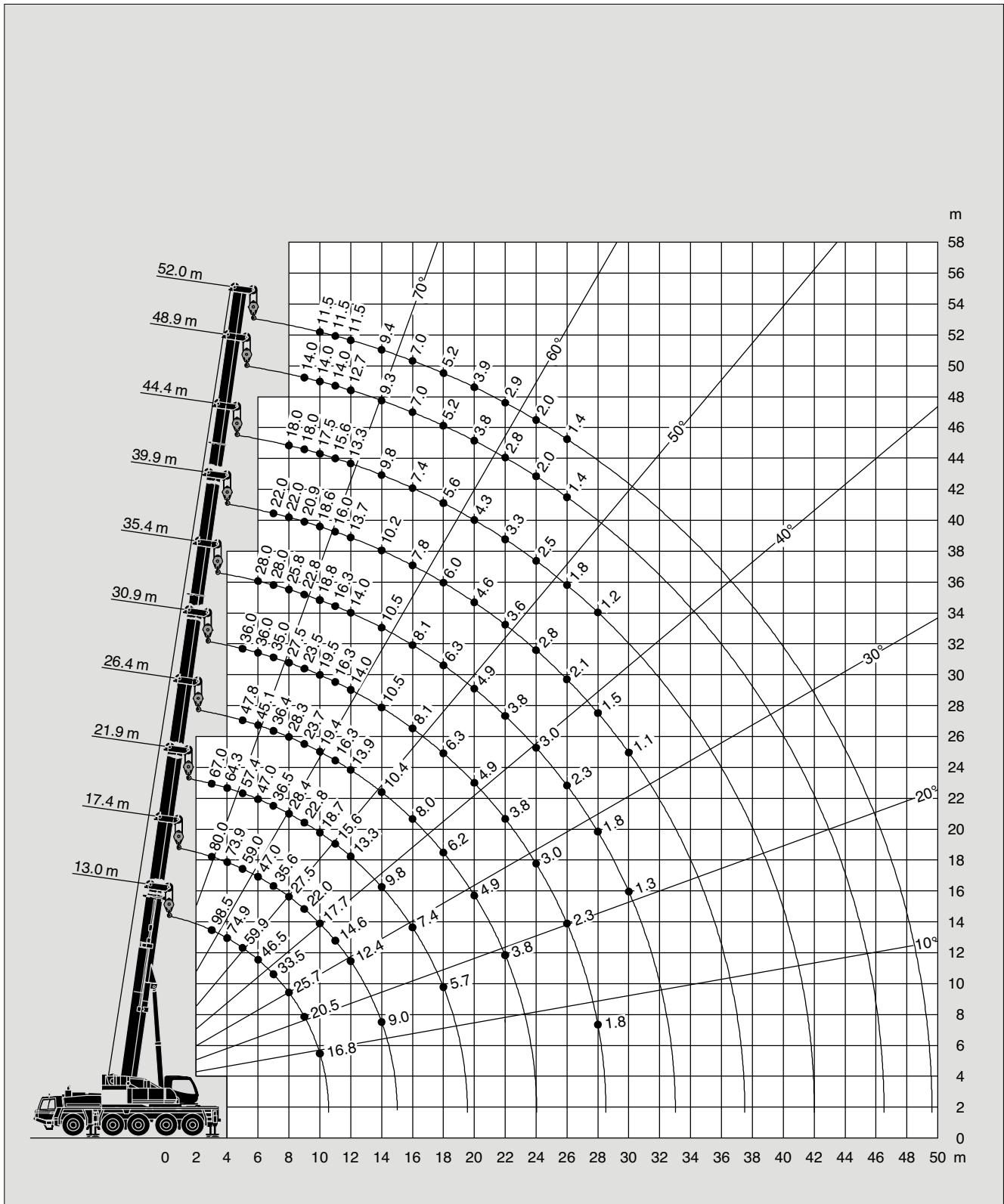
\* Nach hinten / \* Over rear / \* A l'arrière / \* Sobre la parte trasera

Hubhöhen  
Lifting heights  
Hauteurs de levage  
Alturas de elevación




0t

DIN/ISO/EN



Tragfähigkeiten  
Lifting capacities  
Capacités de levage  
Capacidades de elevación

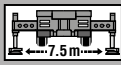
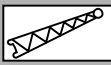
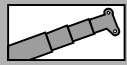
|   |   |   |           |                   |
|---|---|---|-----------|-------------------|
|  |  |  | <b>0t</b> | <b>DIN/ISO/EN</b> |
|---|---|---|-----------|-------------------|

|  m | 13.0 m* | 13.0 m | 17.4 m | 21.9 m | 26.4 m | 30.9 m | 35.4 m | 39.9 m | 44.4 m | 48.9 m | 52.0 m |
|---|---------|--------|--------|--------|--------|--------|--------|--------|--------|--------|--------|
| 3.0   | 98.5    | 90.5   | 80.0   | 67.0   |        |        |        |        |        |        |        |
| 3.5   | 85.3    | 83.0   | 80.0   | 65.6   |        |        |        |        |        |        |        |
| 4.0   | 74.9    | 74.9   | 73.9   | 64.3   | 50.0   |        |        |        |        |        |        |
| 4.5   | 66.6    | 66.6   | 65.7   | 60.9   | 48.9   |        |        |        |        |        |        |
| 5.0   | 59.9    | 59.9   | 59.0   | 57.4   | 47.8   | 36.0   |        |        |        |        |        |
| 6.0   | 46.5    | 46.5   | 47.0   | 47.0   | 45.1   | 36.0   | 28.0   |        |        |        |        |
| 7.0   | 33.5    | 33.5   | 35.6   | 36.5   | 36.4   | 35.0   | 28.0   | 22.0   |        |        |        |
| 8.0   | 25.7    | 25.6   | 27.5   | 28.4   | 28.3   | 27.5   | 25.8   | 22.0   | 18.0   |        |        |
| 9.0   | 20.5    | 20.1   | 22.0   | 22.8   | 23.7   | 23.5   | 22.8   | 20.9   | 18.0   | 14.0   |        |
| 10.0  | 16.8    | 16.0   | 17.7   | 18.7   | 19.4   | 19.5   | 18.8   | 18.6   | 17.5   | 14.0   | 11.5   |
| 11.0  |         |        | 14.6   | 15.6   | 16.3   | 16.3   | 16.3   | 16.0   | 15.6   | 14.0   | 11.5   |
| 12.0  |         |        | 12.4   | 13.3   | 13.9   | 14.0   | 14.0   | 13.7   | 13.3   | 12.7   | 11.5   |
| 14.0  |         |        | 9.0    | 9.8    | 10.4   | 10.5   | 10.5   | 10.2   | 9.8    | 9.3    | 9.4    |
| 16.0  |         |        |        | 7.4    | 8.0    | 8.1    | 8.1    | 7.8    | 7.4    | 7.0    | 7.0    |
| 18.0  |         |        |        | 5.7    | 6.2    | 6.3    | 6.3    | 6.0    | 5.6    | 5.2    | 5.2    |
| 20.0  |         |        |        |        | 4.9    | 4.9    | 4.9    | 4.6    | 4.3    | 3.8    | 3.9    |
| 22.0  |         |        |        |        | 3.8    | 3.8    | 3.8    | 3.6    | 3.3    | 2.8    | 2.9    |
| 24.0  |         |        |        |        |        | 3.0    | 3.0    | 2.8    | 2.5    | 2.0    | 2.0    |
| 26.0  |         |        |        |        |        | 2.3    | 2.3    | 2.1    | 1.8    | 1.4    | 1.4    |
| 28.0  |         |        |        |        |        | 1.8    | 1.8    | 1.5    | 1.2    |        |        |
| 30.0  |         |        |        |        |        |        | 1.3    | 1.1    |        |        |        |

\* Nach hinten / \* Over rear / \* A l'arrière / \* Sobre la parte trasera

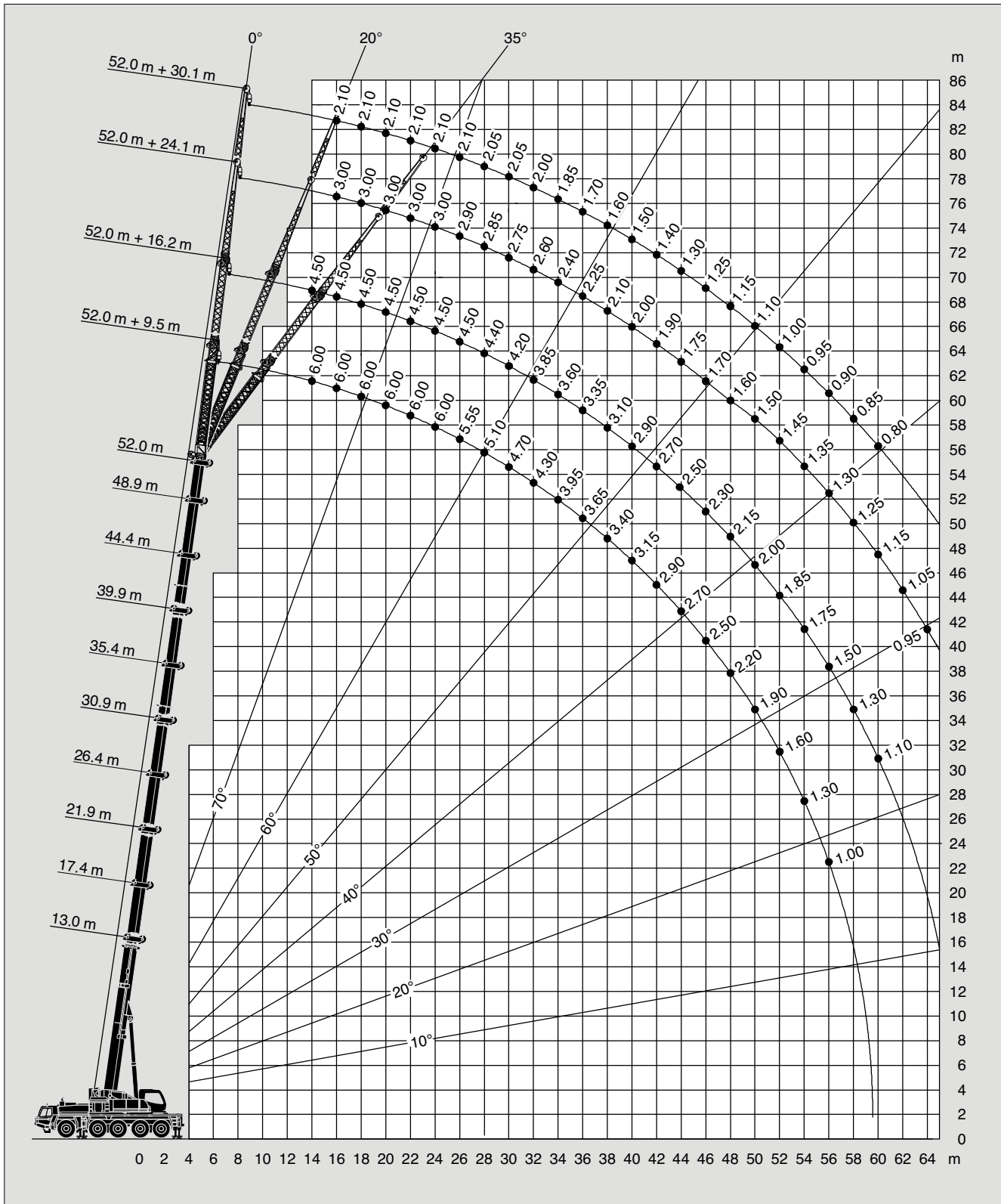


Hubhöhen  
Lifting heights  
Hauteurs de levage  
Alturas de elevación



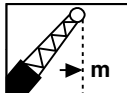
**35t**

**DIN/ISO/EN**

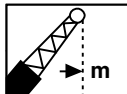


Tragfähigkeiten  
Lifting capacities  
Capacités de levage  
Capacidades de elevación

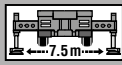
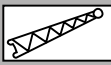
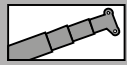


|  | 52.0 m + 9.5 m |      |      | 52.0 m + 16.2 m |      |      | 52.0 m + 24.1 m |      |      | 52.0 m + 30.1 m |      |      |
|---|----------------|------|------|-----------------|------|------|-----------------|------|------|-----------------|------|------|
|   | 0°             | 20°  | 35°  | 0°              | 20°  | 35°  | 0°              | 20°  | 35°  | 0°              | 20°  | 35°  |
| 10.0  | 6.00           |      |      |                 |      |      |                 |      |      |                 |      |      |
| 11.0  | 6.00           |      |      |                 |      |      |                 |      |      |                 |      |      |
| 12.0  | 6.00           |      |      |                 |      |      |                 |      |      |                 |      |      |
| 14.0  | 6.00           | 6.00 |      | 4.50            |      |      |                 |      |      |                 |      |      |
| 16.0  | 6.00           | 6.00 | 5.40 | 4.50            |      |      | 3.00            |      |      | 2.10            |      |      |
| 18.0  | 6.00           | 6.00 | 5.20 | 4.50            | 4.00 |      | 3.00            |      |      | 2.10            |      |      |
| 20.0  | 6.00           | 6.00 | 5.00 | 4.50            | 4.00 |      | 3.00            | 2.80 |      | 2.10            |      |      |
| 22.0  | 6.00           | 5.90 | 4.90 | 4.50            | 3.80 | 2.55 | 3.00            | 2.60 |      | 2.10            | 2.00 |      |
| 24.0  | 6.00           | 5.65 | 4.70 | 4.50            | 3.60 | 2.45 | 3.00            | 2.45 |      | 2.10            | 1.90 |      |
| 26.0  | 5.55           | 5.25 | 4.60 | 4.50            | 3.40 | 2.35 | 2.90            | 2.35 |      | 2.10            | 1.75 |      |
| 28.0  | 5.10           | 4.85 | 4.40 | 4.40            | 3.30 | 2.30 | 2.85            | 2.20 | 1.65 | 2.05            | 1.65 |      |
| 30.0  | 4.70           | 4.50 | 4.30 | 4.20            | 3.10 | 2.20 | 2.75            | 2.10 | 1.60 | 2.05            | 1.55 | 1.10 |
| 32.0  | 4.30           | 4.15 | 4.10 | 3.85            | 3.00 | 2.15 | 2.60            | 2.00 | 1.50 | 2.00            | 1.50 | 1.05 |
| 34.0  | 3.95           | 3.85 | 3.80 | 3.60            | 2.85 | 2.10 | 2.40            | 1.90 | 1.50 | 1.85            | 1.40 | 1.00 |
| 36.0  | 3.65           | 3.55 | 3.55 | 3.35            | 2.70 | 2.05 | 2.25            | 1.80 | 1.45 | 1.70            | 1.30 | 1.00 |
| 38.0  | 3.40           | 3.30 | 3.30 | 3.10            | 2.60 | 2.00 | 2.10            | 1.75 | 1.40 | 1.60            | 1.25 | 0.95 |
| 40.0  | 3.15           | 3.05 | 3.05 | 2.90            | 2.50 | 1.95 | 2.00            | 1.65 | 1.35 | 1.50            | 1.20 | 0.90 |
| 42.0  | 2.90           | 2.85 | 2.85 | 2.70            | 2.40 | 1.90 | 1.90            | 1.60 | 1.35 | 1.40            | 1.15 | 0.90 |
| 44.0  | 2.70           | 2.65 | 2.65 | 2.50            | 2.35 | 1.85 | 1.75            | 1.50 | 1.30 | 1.30            | 1.10 | 0.85 |
| 46.0  | 2.50           | 2.50 | 2.50 | 2.30            | 2.25 | 1.85 | 1.70            | 1.45 | 1.25 | 1.25            | 1.00 | 0.85 |
| 48.0  | 2.20           | 2.30 | 2.35 | 2.15            | 2.15 | 1.80 | 1.60            | 1.40 | 1.25 | 1.15            | 1.00 | 0.80 |
| 50.0  | 1.90           | 2.00 | 2.00 | 2.00            | 2.00 | 1.80 | 1.50            | 1.35 | 1.20 | 1.10            | 0.95 | 0.80 |
| 52.0  | 1.60           | 1.70 | 1.70 | 1.85            | 1.85 | 1.75 | 1.45            | 1.30 | 1.20 | 1.00            | 0.90 |      |
| 54.0  | 1.30           | 1.30 | 1.30 | 1.75            | 1.75 | 1.70 | 1.35            | 1.25 | 1.20 | 0.95            | 0.85 |      |
| 56.0  | 1.00           | 1.10 | 1.00 | 1.50            | 1.65 | 1.65 | 1.30            | 1.20 | 1.15 | 0.90            | 0.80 |      |
| 58.0  |                |      |      | 1.30            | 1.40 | 1.40 | 1.25            | 1.20 | 1.15 | 0.85            | 0.80 |      |
| 60.0  |                |      |      | 1.10            | 1.20 | 1.10 | 1.15            | 1.15 | 1.10 | 0.80            |      |      |
| 62.0  |                |      |      |                 |      |      | 1.05            | 1.10 | 1.00 |                 |      |      |
| 64.0  |                |      |      |                 |      |      | 0.95            | 1.05 | 0.90 |                 |      |      |



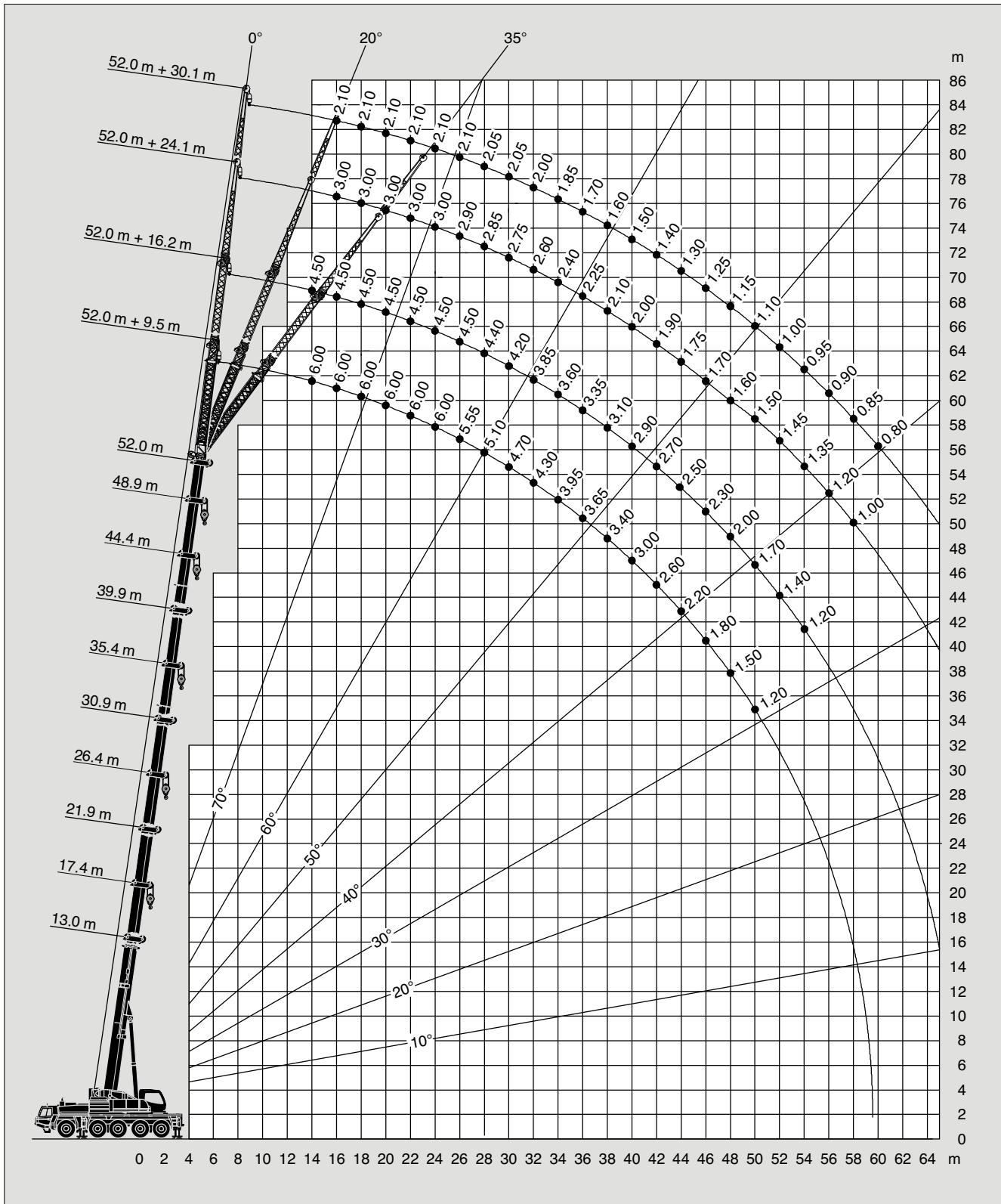
|  | 48.9 m + 9.5 m |      |      | 48.9 m + 16.2 m |      |      | 48.9 m + 24.1 m |      |      | 48.9 m + 30.1 m |      |      |
|---|----------------|------|------|-----------------|------|------|-----------------|------|------|-----------------|------|------|
|   | 0°             | 20°  | 35°  | 0°              | 20°  | 35°  | 0°              | 20°  | 35°  | 0°              | 20°  | 35°  |
| 10.0  | 7.00           |      |      |                 |      |      |                 |      |      |                 |      |      |
| 11.0  | 7.00           |      |      |                 |      |      |                 |      |      |                 |      |      |
| 12.0  | 7.00           | 7.00 |      |                 |      |      |                 |      |      |                 |      |      |
| 14.0  | 7.00           | 7.00 |      | 5.10            |      |      | 3.20            |      |      |                 |      |      |
| 16.0  | 7.00           | 6.80 | 5.30 | 5.10            | 4.50 |      | 3.20            |      |      | 2.30            |      |      |
| 18.0  | 7.00           | 6.60 | 5.10 | 5.10            | 4.50 |      | 3.20            | 2.90 |      | 2.30            |      |      |
| 20.0  | 7.00           | 6.40 | 4.90 | 5.10            | 4.40 | 3.00 | 3.20            | 2.75 |      | 2.30            |      |      |
| 22.0  | 7.00           | 6.20 | 4.80 | 5.10            | 4.20 | 2.90 | 3.20            | 2.55 |      | 2.30            | 2.00 |      |
| 24.0  | 6.60           | 5.90 | 4.60 | 5.10            | 4.00 | 2.80 | 3.10            | 2.40 |      | 2.30            | 1.85 |      |
| 26.0  | 6.25           | 5.60 | 4.50 | 5.00            | 3.80 | 2.70 | 2.95            | 2.25 | 1.65 | 2.20            | 1.75 |      |
| 28.0  | 5.90           | 5.30 | 4.40 | 4.80            | 3.60 | 2.60 | 2.85            | 2.15 | 1.60 | 2.15            | 1.60 |      |
| 30.0  | 5.60           | 5.10 | 4.30 | 4.70            | 3.40 | 2.55 | 2.65            | 2.05 | 1.55 | 2.05            | 1.55 | 1.10 |
| 32.0  | 5.35           | 4.90 | 4.20 | 4.40            | 3.30 | 2.45 | 2.45            | 1.95 | 1.50 | 1.90            | 1.45 | 1.05 |
| 34.0  | 5.10           | 4.70 | 4.10 | 4.10            | 3.10 | 2.40 | 2.30            | 1.85 | 1.45 | 1.75            | 1.35 | 1.00 |
| 36.0  | 4.85           | 4.50 | 4.00 | 3.90            | 3.00 | 2.35 | 2.15            | 1.75 | 1.40 | 1.65            | 1.30 | 0.95 |
| 38.0  | 4.40           | 4.30 | 3.90 | 3.70            | 2.90 | 2.30 | 2.00            | 1.65 | 1.35 | 1.50            | 1.20 | 0.95 |
| 40.0  | 3.90           | 4.10 | 3.80 | 3.50            | 2.75 | 2.25 | 1.90            | 1.60 | 1.35 | 1.40            | 1.15 | 0.90 |
| 42.0  | 3.40           | 3.60 | 3.70 | 3.30            | 2.65 | 2.20 | 1.80            | 1.55 | 1.30 | 1.30            | 1.10 | 0.85 |
| 44.0  | 3.00           | 3.10 | 3.20 | 3.10            | 2.55 | 2.15 | 1.70            | 1.45 | 1.25 | 1.25            | 1.05 | 0.85 |
| 46.0  | 2.60           | 2.70 | 2.80 | 3.00            | 2.50 | 2.15 | 1.60            | 1.40 | 1.25 | 1.15            | 1.00 | 0.80 |
| 48.0  | 2.20           | 2.30 | 2.30 | 2.70            | 2.40 | 2.10 | 1.50            | 1.35 | 1.20 | 1.10            | 0.95 | 0.80 |
| 50.0  | 1.90           | 2.00 | 2.00 | 2.40            | 2.35 | 2.10 | 1.40            | 1.30 | 1.20 | 1.00            | 0.90 |      |
| 52.0  | 1.60           | 1.60 | 1.60 | 2.10            | 2.30 | 2.05 | 1.35            | 1.25 | 1.20 | 0.95            | 0.85 |      |
| 54.0  | 1.30           | 1.30 | 1.20 | 1.90            | 2.00 | 2.00 | 1.30            | 1.20 | 1.15 | 0.90            | 0.80 |      |
| 56.0  | 1.10           | 1.00 |      | 1.60            | 1.70 | 1.70 | 1.20            | 1.15 | 1.15 | 0.85            | 0.80 |      |
| 58.0  |                |      |      | 1.40            | 1.40 | 1.40 | 1.15            | 1.15 | 1.10 | 0.80            |      |      |
| 60.0  |                |      |      | 1.10            | 1.10 | 1.00 | 1.10            | 1.10 | 1.05 |                 |      |      |
| 62.0  |                |      |      |                 |      |      | 1.00            | 1.05 | 1.00 |                 |      |      |

Hubhöhen  
Lifting heights  
Hauteurs de levage  
Alturas de elevación




28.8 t

DIN/ISO/EN




Tragfähigkeiten  
Lifting capacities  
Capacités de levage  
Capacidades de elevación

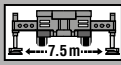
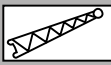
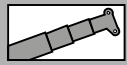


|  m | 52.0 m + 9.5 m |      |      | 52.0 m + 16.2 m |      |      | 52.0 m + 24.1 m |      |      | 52.0 m + 30.1 m |      |      |
|---|----------------|------|------|-----------------|------|------|-----------------|------|------|-----------------|------|------|
|   | 0°             | 20°  | 35°  | 0°              | 20°  | 35°  | 0°              | 20°  | 35°  | 0°              | 20°  | 35°  |
| 10.0  | 6.00           |      |      |                 |      |      |                 |      |      |                 |      |      |
| 11.0  | 6.00           |      |      |                 |      |      |                 |      |      |                 |      |      |
| 12.0  | 6.00           |      |      |                 |      |      |                 |      |      |                 |      |      |
| 14.0  | 6.00           | 6.00 |      | 4.50            |      |      |                 |      |      |                 |      |      |
| 16.0  | 6.00           | 6.00 | 5.40 | 4.50            |      |      | 3.00            |      |      | 2.10            |      |      |
| 18.0  | 6.00           | 6.00 | 5.20 | 4.50            | 4.00 |      | 3.00            |      |      | 2.10            |      |      |
| 20.0  | 6.00           | 6.00 | 5.00 | 4.50            | 4.00 |      | 3.00            | 2.80 |      | 2.10            |      |      |
| 22.0  | 6.00           | 5.90 | 4.90 | 4.50            | 3.80 | 2.55 | 3.00            | 2.60 |      | 2.10            | 2.00 |      |
| 24.0  | 6.00           | 5.65 | 4.70 | 4.50            | 3.60 | 2.45 | 3.00            | 2.45 |      | 2.10            | 1.90 |      |
| 26.0  | 5.55           | 5.25 | 4.60 | 4.50            | 3.40 | 2.35 | 2.90            | 2.35 |      | 2.10            | 1.75 |      |
| 28.0  | 5.10           | 4.85 | 4.40 | 4.40            | 3.30 | 2.30 | 2.85            | 2.20 | 1.65 | 2.05            | 1.65 |      |
| 30.0  | 4.70           | 4.50 | 4.30 | 4.20            | 3.10 | 2.20 | 2.75            | 2.10 | 1.60 | 2.05            | 1.55 | 1.10 |
| 32.0  | 4.30           | 4.15 | 4.10 | 3.85            | 3.00 | 2.15 | 2.60            | 2.00 | 1.50 | 2.00            | 1.50 | 1.05 |
| 34.0  | 3.95           | 3.85 | 3.80 | 3.60            | 2.85 | 2.10 | 2.40            | 1.90 | 1.50 | 1.85            | 1.40 | 1.00 |
| 36.0  | 3.65           | 3.55 | 3.55 | 3.35            | 2.70 | 2.05 | 2.25            | 1.80 | 1.45 | 1.70            | 1.30 | 1.00 |
| 38.0  | 3.40           | 3.30 | 3.30 | 3.10            | 2.60 | 2.00 | 2.10            | 1.75 | 1.40 | 1.60            | 1.25 | 0.95 |
| 40.0  | 3.00           | 3.05 | 3.05 | 2.90            | 2.50 | 1.95 | 2.00            | 1.65 | 1.35 | 1.50            | 1.20 | 0.90 |
| 42.0  | 2.60           | 2.80 | 2.85 | 2.70            | 2.40 | 1.90 | 1.90            | 1.60 | 1.35 | 1.40            | 1.15 | 0.90 |
| 44.0  | 2.20           | 2.40 | 2.40 | 2.50            | 2.35 | 1.85 | 1.75            | 1.50 | 1.30 | 1.30            | 1.10 | 0.85 |
| 46.0  | 1.80           | 2.00 | 2.00 | 2.30            | 2.25 | 1.85 | 1.70            | 1.45 | 1.25 | 1.25            | 1.00 | 0.85 |
| 48.0  | 1.50           | 1.60 | 1.70 | 2.00            | 2.15 | 1.80 | 1.60            | 1.40 | 1.25 | 1.15            | 1.00 | 0.80 |
| 50.0  | 1.20           | 1.30 | 1.30 | 1.70            | 1.90 | 1.80 | 1.50            | 1.35 | 1.20 | 1.10            | 0.95 | 0.80 |
| 52.0  |                | 1.00 | 1.00 | 1.40            | 1.60 | 1.70 | 1.45            | 1.30 | 1.20 | 1.00            | 0.90 |      |
| 54.0  |                |      |      | 1.20            | 1.30 | 1.40 | 1.35            | 1.25 | 1.20 | 0.95            | 0.85 |      |
| 56.0  |                |      |      |                 | 1.10 | 1.10 | 1.20            | 1.20 | 1.15 | 0.90            | 0.80 |      |
| 58.0  |                |      |      |                 |      |      | 1.00            | 1.20 | 1.15 | 0.85            | 0.80 |      |
| 60.0  |                |      |      |                 |      |      |                 | 1.00 | 1.10 | 0.80            |      |      |



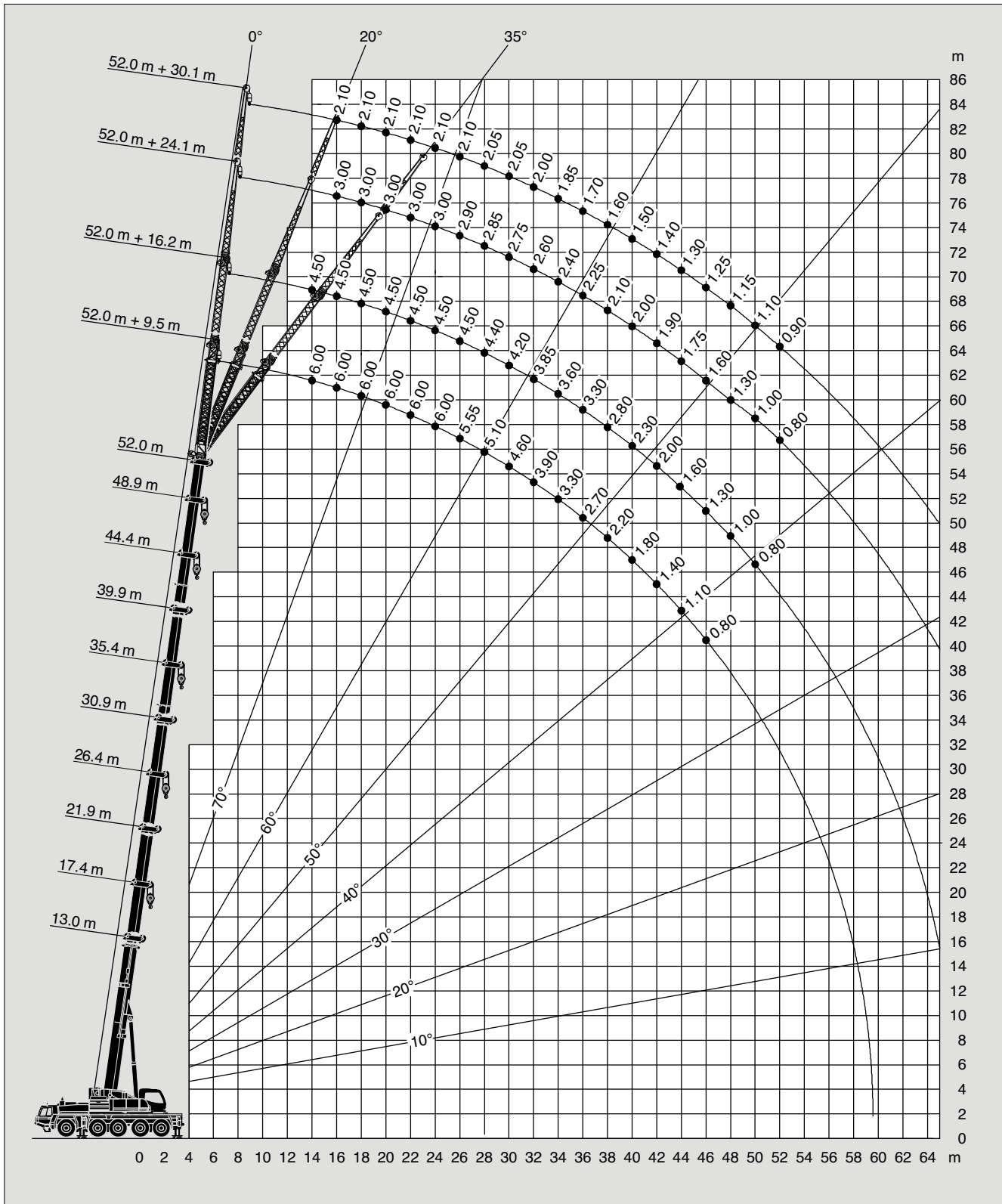
|  m | 48.9 m + 9.5 m |      |      | 48.9 m + 16.2 m |      |      | 48.9 m + 24.1 m |      |      | 48.9 m + 30.1 m |      |      |
|---|----------------|------|------|-----------------|------|------|-----------------|------|------|-----------------|------|------|
|   | 0°             | 20°  | 35°  | 0°              | 20°  | 35°  | 0°              | 20°  | 35°  | 0°              | 20°  | 35°  |
| 10.0  | 7.00           |      |      |                 |      |      |                 |      |      |                 |      |      |
| 11.0  | 7.00           |      |      |                 |      |      |                 |      |      |                 |      |      |
| 12.0  | 7.00           | 7.00 |      |                 |      |      |                 |      |      |                 |      |      |
| 14.0  | 7.00           | 7.00 |      | 5.10            |      |      | 3.20            |      |      |                 |      |      |
| 16.0  | 7.00           | 6.80 | 5.30 | 5.10            | 4.50 |      | 3.20            |      |      | 2.30            |      |      |
| 18.0  | 7.00           | 6.60 | 5.10 | 5.10            | 4.50 |      | 3.20            | 2.90 |      | 2.30            |      |      |
| 20.0  | 7.00           | 6.40 | 4.90 | 5.10            | 4.40 | 3.00 | 3.20            | 2.75 |      | 2.30            |      |      |
| 22.0  | 7.00           | 6.20 | 4.80 | 5.10            | 4.20 | 2.90 | 3.20            | 2.55 |      | 2.30            | 2.00 |      |
| 24.0  | 6.60           | 5.90 | 4.60 | 5.10            | 4.00 | 2.80 | 3.10            | 2.40 |      | 2.30            | 1.85 |      |
| 26.0  | 6.25           | 5.60 | 4.50 | 5.00            | 3.80 | 2.70 | 2.95            | 2.25 | 1.65 | 2.20            | 1.75 |      |
| 28.0  | 5.90           | 5.30 | 4.40 | 4.80            | 3.60 | 2.60 | 2.85            | 2.15 | 1.60 | 2.15            | 1.60 |      |
| 30.0  | 5.60           | 5.10 | 4.30 | 4.70            | 3.40 | 2.55 | 2.65            | 2.05 | 1.55 | 2.05            | 1.55 | 1.10 |
| 32.0  | 5.35           | 4.90 | 4.20 | 4.40            | 3.30 | 2.45 | 2.45            | 1.95 | 1.50 | 1.90            | 1.45 | 1.05 |
| 34.0  | 4.70           | 4.70 | 4.10 | 4.10            | 3.10 | 2.40 | 2.30            | 1.85 | 1.45 | 1.75            | 1.35 | 1.00 |
| 36.0  | 4.10           | 4.40 | 4.00 | 3.90            | 3.00 | 2.35 | 2.15            | 1.75 | 1.40 | 1.65            | 1.30 | 0.95 |
| 38.0  | 3.50           | 3.80 | 3.90 | 3.70            | 2.90 | 2.30 | 2.00            | 1.65 | 1.35 | 1.50            | 1.20 | 0.95 |
| 40.0  | 3.10           | 3.30 | 3.40 | 3.50            | 2.75 | 2.25 | 1.90            | 1.60 | 1.35 | 1.40            | 1.15 | 0.90 |
| 42.0  | 2.60           | 2.80 | 2.90 | 3.20            | 2.65 | 2.20 | 1.80            | 1.55 | 1.30 | 1.30            | 1.10 | 0.85 |
| 44.0  | 2.20           | 2.40 | 2.40 | 2.80            | 2.55 | 2.15 | 1.70            | 1.45 | 1.25 | 1.25            | 1.05 | 0.85 |
| 46.0  | 1.90           | 2.00 | 2.00 | 2.40            | 2.50 | 2.15 | 1.60            | 1.40 | 1.25 | 1.15            | 1.00 | 0.80 |
| 48.0  | 1.50           | 1.60 | 1.60 | 2.10            | 2.30 | 2.10 | 1.50            | 1.35 | 1.20 | 1.10            | 0.95 | 0.80 |
| 50.0  | 1.20           | 1.30 | 1.30 | 1.80            | 2.00 | 2.10 | 1.40            | 1.30 | 1.20 | 1.00            | 0.90 |      |
| 52.0  | 1.00           | 1.00 |      | 1.50            | 1.70 | 1.70 | 1.35            | 1.25 | 1.20 | 0.95            | 0.85 |      |
| 54.0  |                |      |      | 1.20            | 1.40 | 1.40 | 1.30            | 1.20 | 1.15 | 0.90            | 0.80 |      |
| 56.0  |                |      |      | 1.00            | 1.10 | 1.10 | 1.20            | 1.15 | 1.15 | 0.85            | 0.80 |      |
| 58.0  |                |      |      |                 |      |      | 1.00            | 1.15 | 1.10 | 0.80            |      |      |
| 60.0  |                |      |      |                 |      |      |                 | 1.00 | 1.05 |                 |      |      |

Hubhöhen  
Lifting heights  
Hauteurs de levage  
Alturas de elevación




20.8t

DIN/ISO/EN




Tragfähigkeiten  
Lifting capacities  
Capacités de levage  
Capacidades de elevación

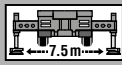
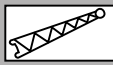
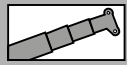


|  m | 52.0 m + 9.5 m |      |      | 52.0 m + 16.2 m |      |      | 52.0 m + 24.1 m |      |      | 52.0 m + 30.1 m |      |      |
|---|----------------|------|------|-----------------|------|------|-----------------|------|------|-----------------|------|------|
|   | 0°             | 20°  | 35°  | 0°              | 20°  | 35°  | 0°              | 20°  | 35°  | 0°              | 20°  | 35°  |
| 10.0  | 6.00           |      |      |                 |      |      |                 |      |      |                 |      |      |
| 11.0  | 6.00           |      |      |                 |      |      |                 |      |      |                 |      |      |
| 12.0  | 6.00           |      |      |                 |      |      |                 |      |      |                 |      |      |
| 14.0  | 6.00           | 6.00 |      | 4.50            |      |      |                 |      |      |                 |      |      |
| 16.0  | 6.00           | 6.00 | 5.40 | 4.50            |      |      | 3.00            |      |      | 2.10            |      |      |
| 18.0  | 6.00           | 6.00 | 5.20 | 4.50            | 4.00 |      | 3.00            |      |      | 2.10            |      |      |
| 20.0  | 6.00           | 6.00 | 5.00 | 4.50            | 4.00 |      | 3.00            | 2.80 |      | 2.10            |      |      |
| 22.0  | 6.00           | 5.90 | 4.90 | 4.50            | 3.80 | 2.55 | 3.00            | 2.60 |      | 2.10            | 2.00 |      |
| 24.0  | 6.00           | 5.65 | 4.70 | 4.50            | 3.60 | 2.45 | 3.00            | 2.45 |      | 2.10            | 1.90 |      |
| 26.0  | 5.55           | 5.25 | 4.60 | 4.50            | 3.40 | 2.35 | 2.90            | 2.35 |      | 2.10            | 1.75 |      |
| 28.0  | 5.10           | 4.85 | 4.40 | 4.40            | 3.30 | 2.30 | 2.85            | 2.20 | 1.65 | 2.05            | 1.65 |      |
| 30.0  | 4.60           | 4.50 | 4.30 | 4.20            | 3.10 | 2.20 | 2.75            | 2.10 | 1.60 | 2.05            | 1.55 | 1.10 |
| 32.0  | 3.90           | 4.15 | 4.10 | 3.85            | 3.00 | 2.15 | 2.60            | 2.00 | 1.50 | 2.00            | 1.50 | 1.05 |
| 34.0  | 3.30           | 3.60 | 3.80 | 3.60            | 2.85 | 2.10 | 2.40            | 1.90 | 1.50 | 1.85            | 1.40 | 1.00 |
| 36.0  | 2.70           | 3.00 | 3.20 | 3.30            | 2.70 | 2.05 | 2.25            | 1.80 | 1.45 | 1.70            | 1.30 | 1.00 |
| 38.0  | 2.20           | 2.50 | 2.70 | 2.80            | 2.60 | 2.00 | 2.10            | 1.75 | 1.40 | 1.60            | 1.25 | 0.95 |
| 40.0  | 1.80           | 2.00 | 2.20 | 2.30            | 2.50 | 1.95 | 2.00            | 1.65 | 1.35 | 1.50            | 1.20 | 0.90 |
| 42.0  | 1.40           | 1.60 | 1.70 | 2.00            | 2.30 | 1.90 | 1.90            | 1.60 | 1.35 | 1.40            | 1.15 | 0.90 |
| 44.0  | 1.10           | 1.30 | 1.40 | 1.60            | 1.90 | 1.85 | 1.75            | 1.50 | 1.30 | 1.30            | 1.10 | 0.85 |
| 46.0  | 0.80           | 0.90 | 1.00 | 1.30            | 1.60 | 1.80 | 1.60            | 1.45 | 1.25 | 1.25            | 1.00 | 0.85 |
| 48.0  |                |      |      | 1.00            | 1.30 | 1.40 | 1.30            | 1.40 | 1.25 | 1.15            | 1.00 | 0.80 |
| 50.0  |                |      |      | 0.80            | 1.00 | 1.10 | 1.00            | 1.35 | 1.20 | 1.10            | 0.95 | 0.80 |
| 52.0  |                |      |      |                 |      | 0.80 | 0.80            | 1.10 | 1.20 | 0.90            | 0.90 |      |
| 54.0  |                |      |      |                 |      |      |                 | 0.90 | 1.10 |                 | 0.85 |      |
| 56.0  |                |      |      |                 |      |      |                 |      | 0.80 |                 |      |      |



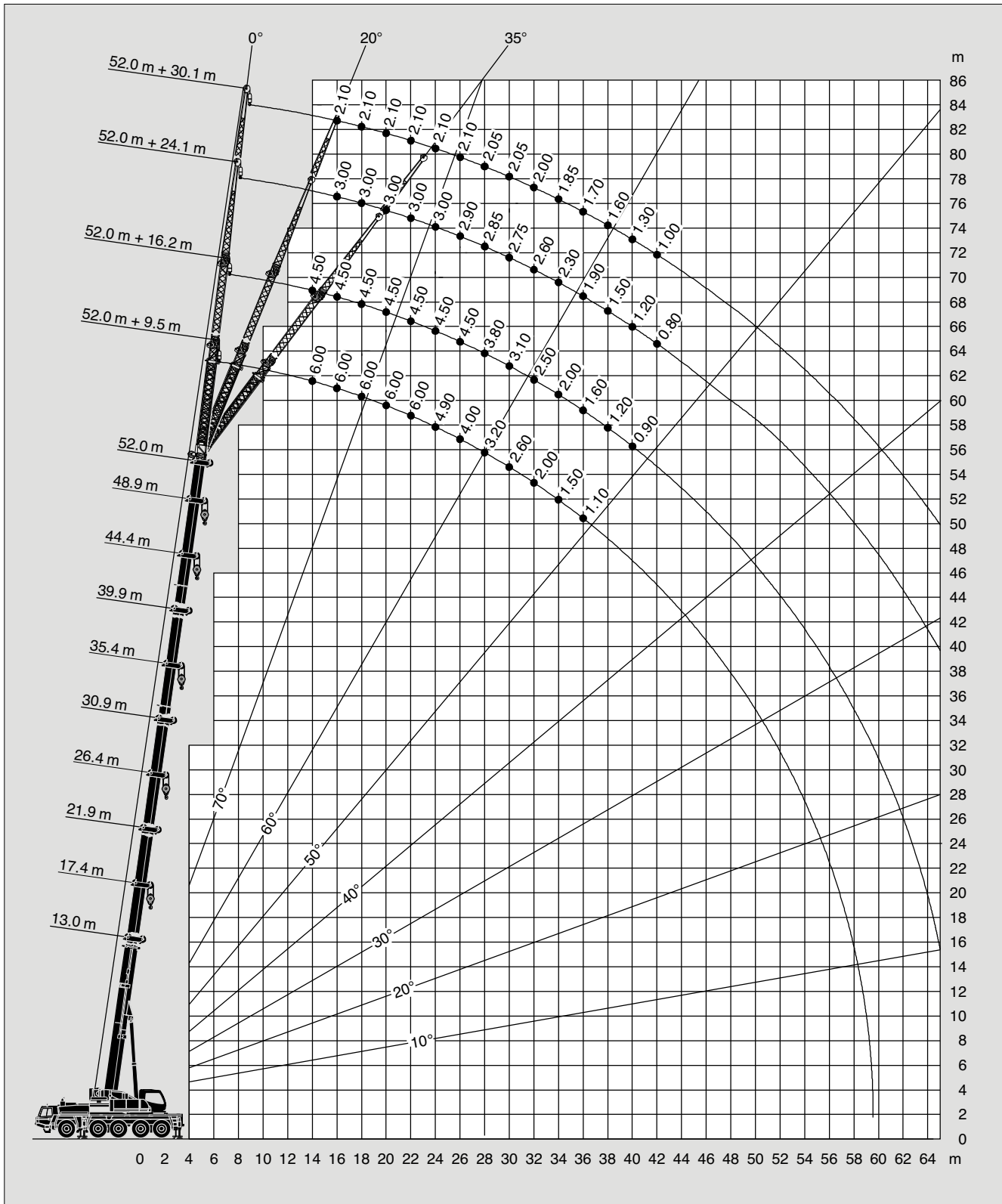
|  m | 48.9 m + 9.5 m |      |      | 48.9 m + 16.2 m |      |      | 48.9 m + 24.1 m |      |      | 48.9 m + 30.1 m |      |      |
|---|----------------|------|------|-----------------|------|------|-----------------|------|------|-----------------|------|------|
|   | 0°             | 20°  | 35°  | 0°              | 20°  | 35°  | 0°              | 20°  | 35°  | 0°              | 20°  | 35°  |
| 10.0  | 7.00           |      |      |                 |      |      |                 |      |      |                 |      |      |
| 11.0  | 7.00           |      |      |                 |      |      |                 |      |      |                 |      |      |
| 12.0  | 7.00           | 7.00 |      |                 |      |      |                 |      |      |                 |      |      |
| 14.0  | 7.00           | 7.00 |      | 5.10            |      |      | 3.20            |      |      |                 |      |      |
| 16.0  | 7.00           | 6.80 | 5.30 | 5.10            | 4.50 |      | 3.20            |      |      | 2.30            |      |      |
| 18.0  | 7.00           | 6.60 | 5.10 | 5.10            | 4.50 |      | 3.20            | 2.90 |      | 2.30            |      |      |
| 20.0  | 7.00           | 6.40 | 4.90 | 5.10            | 4.40 | 3.00 | 3.20            | 2.75 |      | 2.30            |      |      |
| 22.0  | 7.00           | 6.20 | 4.80 | 5.10            | 4.20 | 2.90 | 3.20            | 2.55 |      | 2.30            | 2.00 |      |
| 24.0  | 6.60           | 5.90 | 4.60 | 5.10            | 4.00 | 2.80 | 3.10            | 2.40 |      | 2.30            | 1.85 |      |
| 26.0  | 6.25           | 5.60 | 4.50 | 5.00            | 3.80 | 2.70 | 2.95            | 2.25 | 1.65 | 2.20            | 1.75 |      |
| 28.0  | 5.50           | 5.30 | 4.40 | 4.80            | 3.60 | 2.60 | 2.85            | 2.15 | 1.60 | 2.15            | 1.60 |      |
| 30.0  | 4.60           | 5.00 | 4.30 | 4.70            | 3.40 | 2.55 | 2.65            | 2.05 | 1.55 | 2.05            | 1.55 | 1.10 |
| 32.0  | 3.90           | 4.20 | 4.20 | 4.40            | 3.30 | 2.45 | 2.45            | 1.95 | 1.50 | 1.90            | 1.45 | 1.05 |
| 34.0  | 3.30           | 3.60 | 3.80 | 3.90            | 3.10 | 2.40 | 2.30            | 1.85 | 1.45 | 1.75            | 1.35 | 1.00 |
| 36.0  | 2.80           | 3.00 | 3.20 | 3.30            | 3.00 | 2.35 | 2.15            | 1.75 | 1.40 | 1.65            | 1.30 | 0.95 |
| 38.0  | 2.30           | 2.50 | 2.70 | 2.80            | 2.90 | 2.30 | 2.00            | 1.65 | 1.35 | 1.50            | 1.20 | 0.95 |
| 40.0  | 1.90           | 2.10 | 2.20 | 2.40            | 2.75 | 2.25 | 1.90            | 1.60 | 1.35 | 1.40            | 1.15 | 0.90 |
| 42.0  | 1.50           | 1.60 | 1.70 | 2.00            | 2.30 | 2.20 | 1.80            | 1.55 | 1.30 | 1.30            | 1.10 | 0.85 |
| 44.0  | 1.10           | 1.30 | 1.40 | 1.70            | 2.00 | 2.15 | 1.70            | 1.45 | 1.25 | 1.25            | 1.05 | 0.85 |
| 46.0  | 0.80           | 0.90 | 1.00 | 1.40            | 1.60 | 1.80 | 1.60            | 1.40 | 1.25 | 1.15            | 1.00 | 0.80 |
| 48.0  |                |      |      | 1.10            | 1.30 | 1.40 | 1.40            | 1.35 | 1.20 | 1.10            | 0.95 | 0.80 |
| 50.0  |                |      |      | 0.80            | 1.00 | 1.10 | 1.10            | 1.30 | 1.20 | 1.00            | 0.90 |      |
| 52.0  |                |      |      |                 | 0.80 | 0.80 | 0.90            | 1.20 | 1.20 | 0.95            | 0.85 |      |
| 54.0  |                |      |      |                 |      |      |                 | 0.90 | 1.10 | 0.80            | 0.80 |      |
| 56.0  |                |      |      |                 |      |      |                 |      |      |                 | 0.80 |      |

Hubhöhen  
Lifting heights  
Hauteurs de levage  
Alturas de elevación



11t


DIN/ISO/EN






Tragfähigkeiten  
Lifting capacities  
Capacités de levage  
Capacidades de elevación

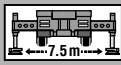
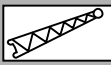
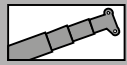


|  m | 52.0 m + 9.5 m |      |      | 52.0 m + 16.2 m |      |      | 52.0 m + 24.1 m |      |      | 52.0 m + 30.1 m |      |      |
|---|----------------|------|------|-----------------|------|------|-----------------|------|------|-----------------|------|------|
|   | 0°             | 20°  | 35°  | 0°              | 20°  | 35°  | 0°              | 20°  | 35°  | 0°              | 20°  | 35°  |
| 10.0  | 6.00           |      |      |                 |      |      |                 |      |      |                 |      |      |
| 11.0  | 6.00           |      |      |                 |      |      |                 |      |      |                 |      |      |
| 12.0  | 6.00           |      |      |                 |      |      |                 |      |      |                 |      |      |
| 14.0  | 6.00           | 6.00 |      | 4.50            |      |      |                 |      |      |                 |      |      |
| 16.0  | 6.00           | 6.00 | 5.40 | 4.50            |      |      | 3.00            |      |      |                 |      |      |
| 18.0  | 6.00           | 6.00 | 5.20 | 4.50            | 4.00 |      | 3.00            |      |      | 2.10            |      |      |
| 20.0  | 6.00           | 6.00 | 5.00 | 4.50            | 4.00 |      | 3.00            | 2.80 |      | 2.10            |      |      |
| 22.0  | 6.00           | 5.90 | 4.90 | 4.50            | 3.80 | 2.55 | 3.00            | 2.60 |      | 2.10            | 2.00 |      |
| 24.0  | 4.90           | 5.50 | 4.70 | 4.50            | 3.60 | 2.45 | 3.00            | 2.45 |      | 2.10            | 1.90 |      |
| 26.0  | 4.00           | 4.50 | 4.60 | 4.50            | 3.40 | 2.35 | 2.90            | 2.35 |      | 2.10            | 1.75 |      |
| 28.0  | 3.20           | 3.70 | 4.00 | 3.80            | 3.30 | 2.30 | 2.85            | 2.20 | 1.65 | 2.10            | 1.65 |      |
| 30.0  | 2.60           | 2.90 | 3.20 | 3.10            | 3.10 | 2.20 | 2.75            | 2.10 | 1.60 | 2.05            | 1.55 | 1.10 |
| 32.0  | 2.00           | 2.30 | 2.60 | 2.50            | 3.00 | 2.15 | 2.60            | 2.00 | 1.50 | 2.05            | 1.50 | 1.05 |
| 34.0  | 1.50           | 1.80 | 2.00 | 2.00            | 2.60 | 2.10 | 2.30            | 1.90 | 1.50 | 2.00            | 1.40 | 1.00 |
| 36.0  | 1.10           | 1.30 | 1.50 | 1.60            | 2.10 | 2.05 | 1.90            | 1.80 | 1.45 | 1.85            | 1.30 | 1.00 |
| 38.0  |                | 0.90 | 1.10 | 1.20            | 1.70 | 2.00 | 1.50            | 1.75 | 1.40 | 1.70            | 1.25 | 0.95 |
| 40.0  |                |      |      | 0.90            | 1.30 | 1.60 | 1.20            | 1.65 | 1.35 | 1.60            | 1.20 | 0.90 |
| 42.0  |                |      |      |                 | 0.90 | 1.20 | 0.80            | 1.40 | 1.35 | 1.30            | 1.15 | 0.90 |
| 44.0  |                |      |      |                 |      | 0.80 |                 | 1.10 | 1.30 | 1.00            | 1.10 | 0.85 |
| 46.0  |                |      |      |                 |      |      |                 | 0.80 | 1.10 |                 | 1.00 | 0.85 |
| 48.0  |                |      |      |                 |      |      |                 |      | 0.80 |                 |      | 0.80 |
| 50.0  |                |      |      |                 |      |      |                 |      |      |                 |      | 0.80 |



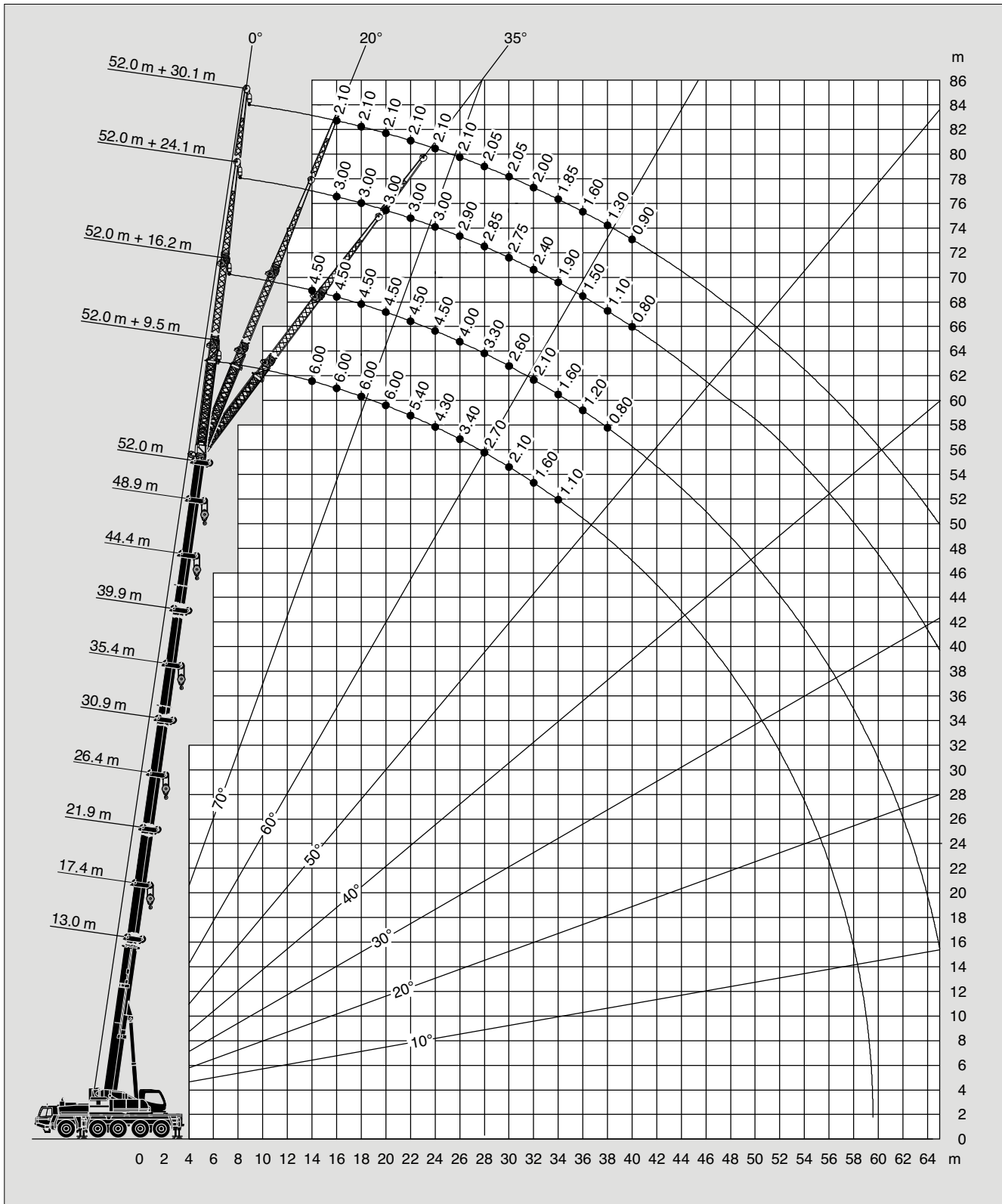
|  m | 48.9 m + 9.5 m |      |      | 48.9 m + 16.2 m |      |      | 48.9 m + 24.1 m |      |      | 48.9 m + 30.1 m |      |      |
|---|----------------|------|------|-----------------|------|------|-----------------|------|------|-----------------|------|------|
|   | 0°             | 20°  | 35°  | 0°              | 20°  | 35°  | 0°              | 20°  | 35°  | 0°              | 20°  | 35°  |
| 10.0  | 7.00           |      |      |                 |      |      |                 |      |      |                 |      |      |
| 11.0  | 7.00           |      |      |                 |      |      |                 |      |      |                 |      |      |
| 12.0  | 7.00           | 7.00 |      |                 |      |      |                 |      |      |                 |      |      |
| 14.0  | 7.00           | 7.00 |      | 5.10            |      |      | 3.20            |      |      |                 |      |      |
| 16.0  | 7.00           | 6.80 | 5.30 | 5.10            | 4.50 |      | 3.20            |      |      | 2.30            |      |      |
| 18.0  | 7.00           | 6.60 | 5.10 | 5.10            | 4.50 |      | 3.20            | 2.90 |      | 2.30            |      |      |
| 20.0  | 7.00           | 6.40 | 4.90 | 5.10            | 4.40 | 3.00 | 3.20            | 2.75 |      | 2.30            |      |      |
| 22.0  | 6.10           | 6.20 | 4.80 | 5.10            | 4.20 | 2.90 | 3.20            | 2.55 |      | 2.30            | 2.00 |      |
| 24.0  | 5.00           | 5.50 | 4.60 | 5.10            | 4.00 | 2.80 | 3.10            | 2.40 |      | 2.30            | 1.85 |      |
| 26.0  | 4.00           | 4.50 | 4.50 | 4.60            | 3.80 | 2.70 | 2.95            | 2.25 | 1.65 | 2.20            | 1.75 |      |
| 28.0  | 3.30           | 3.70 | 4.00 | 3.80            | 3.60 | 2.60 | 2.85            | 2.15 | 1.60 | 2.15            | 1.60 |      |
| 30.0  | 2.60           | 3.00 | 3.20 | 3.20            | 3.40 | 2.55 | 2.65            | 2.05 | 1.55 | 2.05            | 1.55 | 1.10 |
| 32.0  | 2.00           | 2.40 | 2.60 | 2.60            | 3.10 | 2.45 | 2.45            | 1.95 | 1.50 | 1.90            | 1.45 | 1.05 |
| 34.0  | 1.50           | 1.80 | 2.00 | 2.10            | 2.60 | 2.40 | 2.30            | 1.85 | 1.45 | 1.75            | 1.35 | 1.00 |
| 36.0  | 1.10           | 1.40 | 1.50 | 1.70            | 2.10 | 2.35 | 2.00            | 1.75 | 1.40 | 1.65            | 1.30 | 0.95 |
| 38.0  |                | 1.00 | 1.10 | 1.30            | 1.70 | 2.00 | 1.60            | 1.65 | 1.35 | 1.50            | 1.20 | 0.95 |
| 40.0  |                |      |      | 0.90            | 1.30 | 1.60 | 1.20            | 1.60 | 1.35 | 1.40            | 1.15 | 0.90 |
| 42.0  |                |      |      |                 | 1.00 | 1.20 | 0.90            | 1.40 | 1.30 | 1.10            | 1.10 | 0.85 |
| 44.0  |                |      |      |                 |      | 0.90 |                 | 1.10 | 1.25 | 0.80            | 1.05 | 0.85 |
| 46.0  |                |      |      |                 |      |      |                 |      | 1.20 |                 | 1.00 | 0.80 |
| 48.0  |                |      |      |                 |      |      |                 |      | 0.90 |                 |      | 0.80 |

Hubhöhen  
Lifting heights  
Hauteurs de levage  
Alturas de elevación



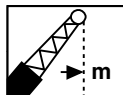
**8.7t**

**DIN/ISO/EN**

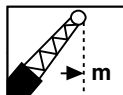


Tragfähigkeiten  
Lifting capacities  
Capacités de levage  
Capacidades de elevación

|   |   |   |   |             |                   |
|---|---|---|---|-------------|-------------------|
|  |  |  |  | <b>8.7t</b> | <b>DIN/ISO/EN</b> |
|---|---|---|---|-------------|-------------------|

|  m | 52.0 m + 9.5 m |      |      | 52.0 m + 16.2 m |      |      | 52.0 m + 24.1 m |      |      | 52.0 m + 30.1 m |      |      |
|---|----------------|------|------|-----------------|------|------|-----------------|------|------|-----------------|------|------|
|   | 0°             | 20°  | 35°  | 0°              | 20°  | 35°  | 0°              | 20°  | 35°  | 0°              | 20°  | 35°  |
| 10.0  | 6.00           |      |      |                 |      |      |                 |      |      |                 |      |      |
| 11.0  | 6.00           |      |      |                 |      |      |                 |      |      |                 |      |      |
| 12.0  | 6.00           |      |      |                 |      |      |                 |      |      |                 |      |      |
| 14.0  | 6.00           | 6.00 |      | 4.50            |      |      |                 |      |      |                 |      |      |
| 16.0  | 6.00           | 6.00 | 5.40 | 4.50            |      |      | 3.00            |      |      | 2.10            |      |      |
| 18.0  | 6.00           | 6.00 | 5.20 | 4.50            | 4.00 |      | 3.00            |      |      | 2.10            |      |      |
| 20.0  | 6.00           | 6.00 | 5.00 | 4.50            | 4.00 |      | 3.00            | 2.80 |      | 2.10            |      |      |
| 22.0  | 5.40           | 5.90 | 4.90 | 4.50            | 3.80 | 2.55 | 3.00            | 2.60 |      | 2.10            | 2.00 |      |
| 24.0  | 4.30           | 4.90 | 4.70 | 4.50            | 3.60 | 2.45 | 3.00            | 2.45 |      | 2.10            | 1.90 |      |
| 26.0  | 3.40           | 3.90 | 4.30 | 4.00            | 3.40 | 2.35 | 2.90            | 2.35 |      | 2.10            | 1.75 |      |
| 28.0  | 2.70           | 3.10 | 3.50 | 3.30            | 3.30 | 2.30 | 2.85            | 2.20 | 1.65 | 2.05            | 1.65 |      |
| 30.0  | 2.10           | 2.50 | 2.70 | 2.60            | 3.10 | 2.20 | 2.75            | 2.10 | 1.60 | 2.05            | 1.55 | 1.10 |
| 32.0  | 1.60           | 1.90 | 2.10 | 2.10            | 2.70 | 2.15 | 2.40            | 2.00 | 1.50 | 2.00            | 1.50 | 1.05 |
| 34.0  | 1.10           | 1.40 | 1.60 | 1.60            | 2.10 | 2.10 | 1.90            | 1.90 | 1.50 | 1.85            | 1.40 | 1.00 |
| 36.0  |                | 1.00 | 1.10 | 1.20            | 1.70 | 2.00 | 1.50            | 1.80 | 1.45 | 1.60            | 1.30 | 1.00 |
| 38.0  |                |      |      | 0.80            | 1.30 | 1.60 | 1.10            | 1.75 | 1.40 | 1.30            | 1.25 | 0.95 |
| 40.0  |                |      |      |                 | 0.90 | 1.20 | 0.80            | 1.40 | 1.35 | 0.90            | 1.20 | 0.90 |
| 42.0  |                |      |      |                 |      | 0.80 |                 | 1.10 | 1.35 |                 | 1.15 | 0.90 |
| 44.0  |                |      |      |                 |      |      |                 | 0.80 | 1.20 |                 | 1.00 | 0.85 |
| 46.0  |                |      |      |                 |      |      |                 |      | 0.80 |                 |      | 0.85 |
| 48.0  |                |      |      |                 |      |      |                 |      |      |                 |      | 0.80 |

|   |   |   |   |             |                   |
|---|---|---|---|-------------|-------------------|
|  |  |  |  | <b>8.7t</b> | <b>DIN/ISO/EN</b> |
|---|---|---|---|-------------|-------------------|

|  m | 48.9 m + 9.5 m |      |      | 48.9 m + 16.2 m |      |      | 48.9 m + 24.1 m |      |      | 48.9 m + 30.1 m |      |      |
|---|----------------|------|------|-----------------|------|------|-----------------|------|------|-----------------|------|------|
|   | 0°             | 20°  | 35°  | 0°              | 20°  | 35°  | 0°              | 20°  | 35°  | 0°              | 20°  | 35°  |
| 10.0  | 7.00           |      |      |                 |      |      |                 |      |      |                 |      |      |
| 11.0  | 7.00           |      |      |                 |      |      |                 |      |      |                 |      |      |
| 12.0  | 7.00           | 7.00 |      |                 |      |      |                 |      |      |                 |      |      |
| 14.0  | 7.00           | 7.00 |      | 5.10            |      |      | 3.20            |      |      |                 |      |      |
| 16.0  | 7.00           | 6.80 | 5.30 | 5.10            | 4.50 |      | 3.20            |      |      | 2.30            |      |      |
| 18.0  | 7.00           | 6.60 | 5.10 | 5.10            | 4.50 |      | 3.20            | 2.90 |      | 2.30            |      |      |
| 20.0  | 6.80           | 6.40 | 4.90 | 5.10            | 4.40 | 3.00 | 3.20            | 2.75 |      | 2.30            |      |      |
| 22.0  | 5.40           | 6.00 | 4.80 | 5.10            | 4.20 | 2.90 | 3.20            | 2.55 |      | 2.30            | 2.00 |      |
| 24.0  | 4.40           | 4.90 | 4.60 | 5.00            | 4.00 | 2.80 | 3.10            | 2.40 |      | 2.30            | 1.85 |      |
| 26.0  | 3.50           | 3.90 | 4.30 | 4.10            | 3.80 | 2.70 | 2.95            | 2.25 | 1.65 | 2.20            | 1.75 |      |
| 28.0  | 2.70           | 3.20 | 3.50 | 3.30            | 3.60 | 2.60 | 2.85            | 2.15 | 1.60 | 2.15            | 1.60 |      |
| 30.0  | 2.10           | 2.50 | 2.80 | 2.70            | 3.30 | 2.55 | 2.65            | 2.05 | 1.55 | 2.05            | 1.55 | 1.10 |
| 32.0  | 1.60           | 1.90 | 2.10 | 2.20            | 2.70 | 2.45 | 2.45            | 1.95 | 1.50 | 1.90            | 1.45 | 1.05 |
| 34.0  | 1.10           | 1.40 | 1.60 | 1.70            | 2.20 | 2.40 | 2.00            | 1.85 | 1.45 | 1.75            | 1.35 | 1.00 |
| 36.0  |                | 1.00 | 1.20 | 1.30            | 1.70 | 2.10 | 1.60            | 1.75 | 1.40 | 1.65            | 1.30 | 0.95 |
| 38.0  |                |      |      | 0.90            | 1.30 | 1.60 | 1.20            | 1.65 | 1.35 | 1.40            | 1.20 | 0.95 |
| 40.0  |                |      |      |                 | 1.00 | 1.20 | 0.90            | 1.50 | 1.35 | 1.00            | 1.15 | 0.90 |
| 42.0  |                |      |      |                 |      | 0.90 |                 | 1.10 | 1.30 |                 | 1.10 | 0.85 |
| 44.0  |                |      |      |                 |      |      |                 | 0.80 | 1.20 |                 | 1.05 | 0.85 |
| 46.0  |                |      |      |                 |      |      |                 |      | 0.90 |                 | 0.80 | 0.80 |
| 48.0  |                |      |      |                 |      |      |                 |      |      |                 |      | 0.80 |

## Anmerkungen zu den Traglasttabellen

## Remarks relating to the rating charts

## Remarques relatives aux tableaux des charges

## Notas relativas a los graficos de carga

**DIN / ISO / EN**

### Anmerkungen zu den Traglasttabellen

Die Tragfähigkeiten im Festigkeitsbereich basieren auf DIN 15018 Teil 3 / F.E.M. / EN 13000.

Die Tragfähigkeiten im Standsicherheitsbereich entsprechen DIN 15019 Teil 2 / ISO 4305 / EN 13000.

Die zulässige Windgeschwindigkeit beträgt maximal 10 m/sec.

Die Tragfähigkeiten sind in metrischen Tonnen angegeben.

Das Gewicht des Lasthakens bzw. der Hakenflasche und weiterer Anschlagmittel ist von der Tragfähigkeit abzuziehen.

Die Tragfähigkeiten für den Teleskopausleger gelten nur bei demon-  
tierter Auslegerverlängerung.

Die Ausladung ist der horizontale Abstand von Mitte Drehkranz bis  
Mitte freihängender, nicht schwingender Last.

Tragfähigkeitsänderungen vorbehalten.

Obige Angaben dienen nur zur Information. Die Bedienungsanlei-  
tungen müssen zu Rate gezogen werden, bevor die Maschine in  
Betrieb genommen wird. Alle hier gemachten Angaben beziehen  
sich auf die Standard-Ausführung. Jegliche Ausrüstungsverände-  
rungen können die angegebenen Werte beeinflussen.

### Remarques relatives aux tableaux des charges

Les forces de levage sont conformes aux normes DIN 15018,  
chap. 3 / F.E.M. / EN 13000.

Les forces de levage dans la partie de stabilité au renversement sont  
conformes aux normes DIN 15019, chap. 2 / ISO 4305 / EN 13000.

La grue peut travailler aux vitesses de vent allant jusqu'à 10 m/s.

Les forces de levage sont données en tonnes métriques.

Le poids du crochet-moufle et de tous les accessoires d'élingage  
font partie de la charge et sont à déduire des charges indiquées.

Les forces de levage indiquées pour la flèche télescopique s'entendent  
flèche déployée.

Comme portée, on entend la distance horizontale du centre de la  
couronne de rotation au centre de la charge librement suspendue  
et non oscillante.

Sauf modification de forces de levage.

Les données ci-dessus servent à titre d'information. Avant la mise  
en marche de la grue il est conseillé d'étudier les instructions de  
service. Toutes les données indiquées ci-dessus se réfèrent à la  
machine de base. Tout changement de l'équipement de la grue peut  
influencer ces valeurs.

### Remarks relating to the rating charts

The lifting capacities in the structural area are based on DIN 15018  
part 3 / F.E.M. / EN 13000.

The lifting capacities in the stability area are based on DIN 15019  
part 2 / ISO 4305 / EN 13000.

The maximum permissible wind speed for crane operation is  
10 m/sec.

The lifting capacities are shown in metric tons.

The weight of load handling devices such as hook blocks, slings,  
etc., must be considered as part of the load and must be deducted  
from the lifting capacities.

The lifting capacities for the telescopic boom apply to a crane with  
no boom extensions being stowed or mounted on the crane.

The working radius is the horizontal distance from the centre of  
rotation to the centre of the freely suspended non-oscillating load.

The lifting capacities are subject to change without prior notice.

The above remarks are for basic information only and the operator's  
manual must be consulted before operating this crane. All data and  
performances refer to the standard crane. The addition of optional  
and other equipment may affect the performance of the crane.

### Notas relativas a los graficos de carga

En cuanto a los datos referentes a resistencia, las capacidades de  
carga están basados sobre las normas DIN 15018, Cap. 3 / F.E.M. /  
EN 13000.

En cuanto a los datos referentes a estabilidad anti-vuelco, las  
capacidades de carga están basados sobre las normas  
DIN 15019, Cap. 2 / ISO 4305 / EN 13000.

La velocidad anemométrica max. admisible es de 10 m/seg.

Las capacidades de carga indicadas en las tablas corresponden a  
toneladas métricas.

Hay que deducir los pesos del gancho, eslingas y de otros dispositivos  
para fijación de cargas de los valores indicados en las tablas.

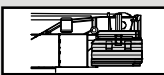
Las capacidades de carga referentes a la pluma telescópica valen  
solamente si el plumín está desmontada.

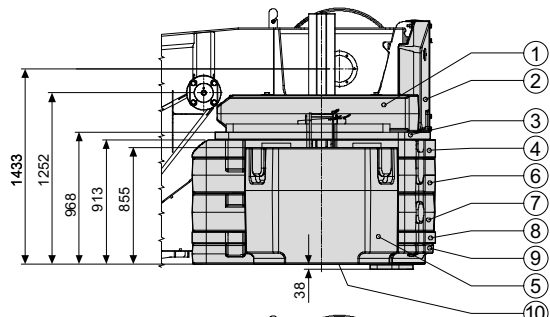
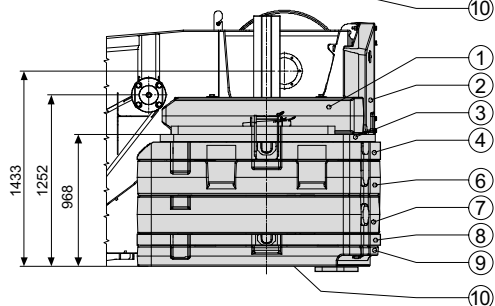
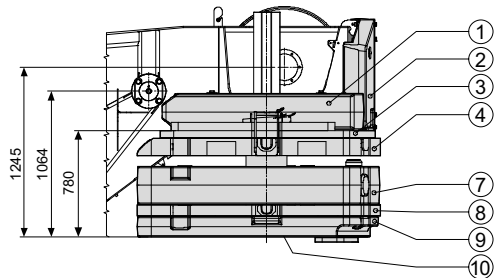
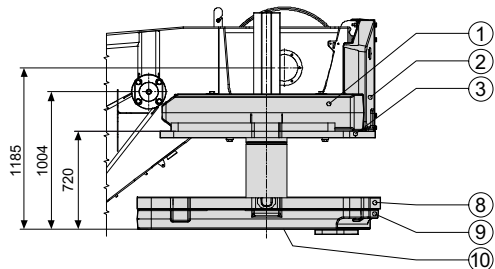
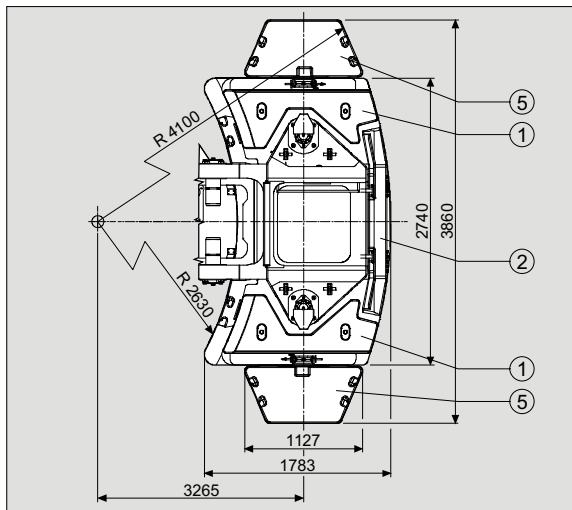
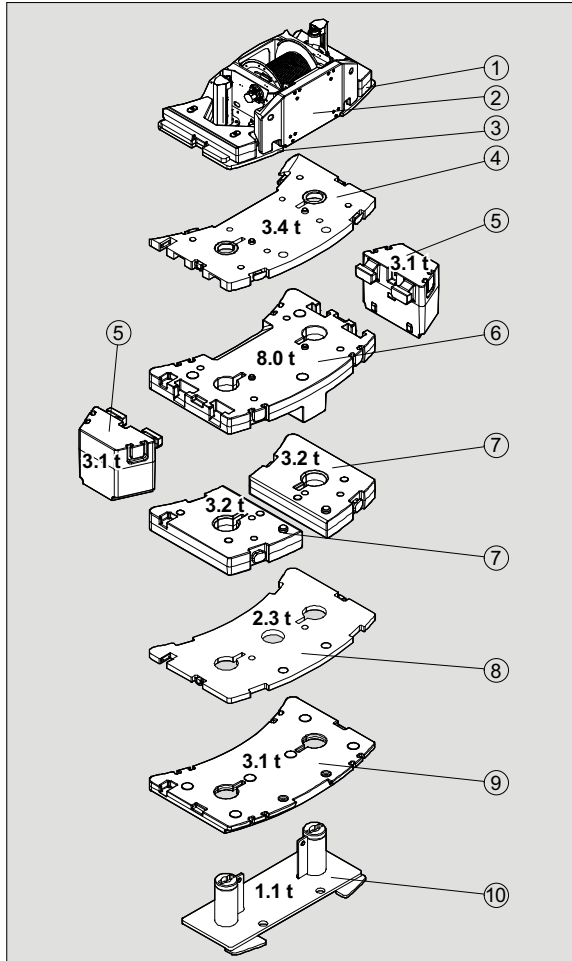
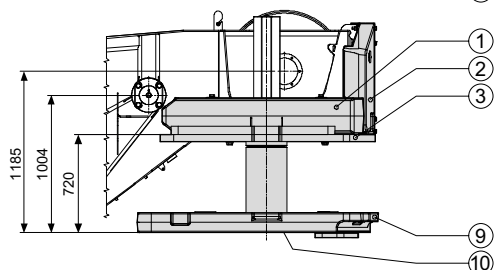
Como alcance se entiende la distancia horizontal desde el centro  
de la corona de giro hasta el centro de la carga suspendida libremente  
y no oscilante.

Salvo modificación de capacidades de carga, sin previo aviso.

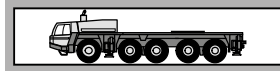
Los datos arriba indicados sirven solamente para su información.  
Hay que leer las instrucciones para el uso antes de la puesta en  
servicio de la máquina. Todos los datos mencionados en las presentes  
tablas rigen para los modelos standard. Cualquier modificación del  
equipo montado puede dar lugar a modificaciones de aquellos  
valores.

Gegengewichtvarianten  
Counterweight versions  
Variations des contrepoids  
Variaciones de contrapeso

|  | Gegengewicht / Counterweight<br>Contrepoids / Contrapeso |     |     |     |     |     |     |     |     |     |
|---|--|-----|-----|-----|-----|-----|-----|-----|-----|-----|
|   | 2 x  | 1 x | 1 x | 1 x | 2 x | 1 x | 2 x | 1 x | 1 x | 1 x |
|   | ①  | ②   | ③   | ④   | ⑤   | ⑥   | ⑦   | ⑧   | ⑨   | ⑩   |
| (t)   | 0.9  | 1.4 | 1.3 | 3.4 | 3.1 | 8.0 | 3.2 | 2.3 | 3.1 | 1.1 |

**35 t**

**28.8 t**

**20.8 t**

**11 t**

**8.7 t**


## Ausrüstung



**Rahmen** Verwindungs- und biegesteife Schweißkonstruktion aus hochfestem Feinkornstahl. Zentralschmieranlage.

**Abstützung** 4-Punkt-Abstützung, hydraulisch, Bedienungsmöglichkeiten an beiden Seiten des Fahrgestelles und in der Oberwagenkabine.  
Abstützbasis 7,5 m (und 5,0 m) x 7,74 m.

**Motor** Mercedes-Benz 8-Zylinder-Dieselmotor OM 502 LA (Euromot III A/ EPA III), wassergekühlt, Leistung 390 kW (530 PS) bei 1800 min<sup>-1</sup>. Drehmoment 2400 Nm (245 kpm) bei 1300 min<sup>-1</sup>. Motorleistung nach 80 / 1269 / EWG. Kraftstoffbehälter 500 l.

**Getriebe** ZF-AS-Tronic 16 AS 2631 mechanisches Schaltgetriebe mit elektronisch-pneumatisch betätigter Trockenkupplung und vollautomatischer Schaltung mit 16 Vorwärts- und 2 Rückwärtsgängen.

**Verteilergetriebe** 2-stufiges Verteilergetriebe.

**Antrieb** 10 x 6.

### Achsen

1. Achse: gelenkt, nicht angetrieben.
  2. Achse: gelenkt, angetrieben.
  3. Achse: nicht gelenkt, nicht angetrieben, liftbar.
  4. Achse: gelenkt, angetrieben, Differentialsperre längs.
  5. Achse: gelenkt, angetrieben.
- Differentialsperren in allen Antriebsachsen.

**Achsaufhängung** Hydropneumatische Federung mit Niveauregulierung.

**Bremsen** Druckluft-Zweikreis-Bremsanlage. Feststellbremse als Federspeicherbremse an der 2., 4. und 5. Achse wirkend. Intarder und Konstantdrosselanlage mit Auspuffklappenbremse als Dauerbremse.

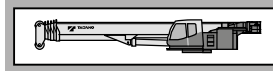
**Räder** 10-fach 445/95 R 25 (16.00 R 25).

**Lenkung** ZF-Servocom-Zweikreis-Hydraulenlenkung mit Notlenkpumpe. Mechanische Lenkung der 1. und 2. Achse und Mitlenken der 4. Achse bis zu einer Geschwindigkeit von 25 km/h und der 5. Achse bis zu einer Fahrgeschwindigkeit von 50 km/h.

**Unterwagenkabine** Zwei-Mann-Frontfahrerhaus in Stahl-Kunststoff-Verbund-Konstruktion, Sicherheitsverglasung, luftgefederte Sitze und motorabhängige Wasserheizung, Radio / CD-Player, Kontroll- und Bedienungselemente für den Fahrbetrieb, Tempomat-Funktion.

**Elektrische Anlage** 24 Volt-Gleichstrom, 2 Batterien, CAN-Bus System mit integriertem CSS-System zur Eigendiagnose, Abstützfeldbeleuchtung.  
Die elektrische Anlage entspricht der EG-Norm.

**Zusatzausrüstung** (gegen Mehrpreis)  
Anhängerkupplung, motorunabhängige Zusatzheizung mit Motorvorwärmung, Klimaanlage, 10 x 8 Antrieb, ABS, 385/95 R 25 (14.00 R 25), 525/80 R 25 (20.5 R 25) Bereifung, Reserverad, Sonderlackierung und Beschriftung.  
Weitere Zusatzausrüstung auf Anfrage.



**Rahmen** Verwindungssteife Schweißkonstruktion mit einer außenverzahnten, einreihigen Kugeldrehverbindung, um 360° unbegrenzt drehbar. Zentralschmieranlage.

**Motor** Mercedes-Benz 4-Zylinder-Dieselmotor OM 904 LA (Euromot III A/ EPA III), wassergekühlt. Drehzahl ist über Fußpedal stufenlos regelbar, Leistung 129 kW (175 PS) bei 2200 min<sup>-1</sup>. Drehmoment 675 Nm (69 kpm) bei 1200 - 1600 min<sup>-1</sup>. Motorleistung nach DIN 6270B / DIN 6271. Kraftstoffbehälter 320 l.

**Hydraulik System** Diesel-hydraulisch mit 3-Kreis-Hydraulik, 1 Axialkolbendoppelpumpe und 1 Axialkolbenpumpe.

**Steuerung** Zwei 4-fach Kreuzsteuerhebel mit elektrischer Vorsteuerung.

**Teleskopausleger** Fünfteiliger Teleskopausleger aus hochfestem Feinkornstahl, bestehend aus einem Grundausleger und 4 Teleskopteilen, 1 Teleskopzylinder, hydraulisch unter Teillast teleskopierbar. 13,0 m - 52,0 m lang. Rollenkopf mit 7 Seilrollen.

**Wippwerk** Ein Differentialzylinder mit angebautem Senkbremssperrventil.

**Hubwerk** Axialkolben-Motor, Hubwerkstrommel mit eingebautem Planetengetriebe und federbelasteter Hydro-Lamellenbremse mit integriertem Freilauf beim Heben. Hubseil mit 'Super-Stop' Einrichtung.

**Drehwerk** Axialkolben-Motor, dreistufiges Planetengetriebe mit automatischer Feststellbremse, offener Kreis mit Drehwerk-Freischaltung.  
Drehgeschwindigkeit stufenlos von 0 - 1,7 min<sup>-1</sup>.

**Gegengewicht** Gesamtgewicht 8,7 / 11,0 t teilbar.  
Die Bedienung erfolgt aus der Oberwagenkabine.

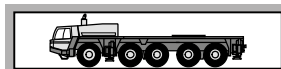
**Oberwagenkabine** Großräumige Krankabine in Stahl-Kunststoffausführung mit Sicherheitsverglasung und getönten Scheiben, kippbarem Arbeitsplatz mit verstellbarem, hydraulisch gedämpftem Fahrersitz, motorabhängige und motorunabhängige Wasserheizung (mit Motor-Vorwärmung), Klimaanlage, Radio / CD-Player, Kontroll- und Bedienungselemente sowie graphische LCD-Anzeige für Kranbetrieb.

**Elektrische Anlage** 24 Volt-Gleichstrom, 2 Batterien.

**Sicherheitseinrichtungen** Lastmomentbegrenzung (LMB), Windmesser, Arbeitsbereichsanzeige, Arbeitsbereichsbegrenzung, Hubendenschalter, Windenendschalter, Seilwindendrehmelder, Sicherheitsventile gegen Rohr- und Schlauchbrüche. Sperrventile an Hydraulik-Zylindern.

**Zusatzausrüstung** (gegen Mehrpreis)  
Auslegerverlängerungen von 9,5 m / 16,2 m bis 30,1 m, Schwerlastspitze 3,5 m, Zusatzgegengewicht für max. 35 t, Gegengewichtsvarianten 0 t / 4,5 t / 20,8 t / 28,8 t, Unterflaschen von 10 t bis 125 t, 2. Hubwerk (wie Hauptwinde), Stützkraftanzeige, Sonderlackierung und Beschriftung.  
Weitere Zusatzausrüstung auf Anfrage.





**Frame** Torsion-resistant, welded construction made from high strength, fine-grained steel. Central lubricating system.

**Outriggers** 4 point, double telescopic hydraulic outriggers with controls on both sides of carrier and in superstructure cab. Outrigger base 7.5 m (5.0 m mid extension) x 7.74 m.

**Carrier engine** Mercedes-Benz 8 cylinder model OM 502 LA (Euromot III A/EPA III), water-cooled diesel engine. Rated at 390 kW (530 HP) at 1800 min<sup>-1</sup>. Torque 2400 Nm (245 kpm) at 1300 min<sup>-1</sup>. Engine rating according to 80 / 1269 / EWG. Fuel tank 500 l.

**Transmission** ZF-AS-Tronic 16 AS 2631 mechanical transmission with electro-pneumatically operated dry-type clutch and automatic gear shifting with 16 forward gears and 2 reverse gears.

**Transfer Case** Two stage.

**Drive** 10 x 6

### Axles

1<sup>st</sup> axle: steered, not driven.  
2<sup>nd</sup> axle: steered, driven.  
3<sup>rd</sup> axle: not steered, not driven, lift axle.  
4<sup>th</sup> axle: steered, driven, with longitudinal differential lock.  
5<sup>th</sup> axle: steered, driven.  
All driven axles with transverse differential locks.

**Suspension** Hydro-pneumatic with levelling adjustment.

**Brake system** Service brakes: dual circuit compressed air system. Parking brake: spring loaded type acting on 2<sup>nd</sup>, 4<sup>th</sup> and 5<sup>th</sup> axles. Auxiliary brakes: intarder, engine exhaust brake and constant throttle engine brake system.

**Tyres** (10) 445/95 R 25 (16.00 R 25).

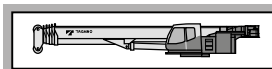
**Steering system** ZF-Servocom, dual circuit hydraulic steering with emergency steering pump, mechanical hydraulically-assisted steering of front two axles and automatic steering of the 4<sup>th</sup> axle up to a travel speed of 25 km/h and of the 5<sup>th</sup> axle up to 50 km/h.

**Carrier cab** Two man full width cab of composite (steel sheet metal and fibre-glass) structure, with safety glass, air-cushioned adjustable seats, engine dependent water heater, radio / CD-player, complete controls and instrumentation for road travel. Speed control.

**Electrical system** 24 volt DC system, 2 batteries, CAN-Bus system with CSS integrated self-diagnosis system, outrigger area lighting. Electrical system conforms with EEC regulations.

### Optional Equipment (at extra charge)

Towing attachment, engine independent additional heater with engine pre-heat, air conditioning, 10 x 8 drive, ABS, 385/95 R 25 (14.00 R 25), 525/80 R 25 (20.5 R 25) tyres, spare wheel and tyre, special painting and lettering. Further optional equipment available upon request.



**Frame** Torsion-resistant, all-welded structure of high strength steel. Connected to carrier by single-row, ball-bearing slewing ring with external gearing for 360° continuous rotation. Central lubricating system.

**Superstructure engine** Mercedes-Benz 4 cylinder model OM 904 LA (Euromot III A / EPA III), water-cooled diesel engine. PRM infinitely variable via foot pedal, rating 129 kW (175 HP) at 2200 min<sup>-1</sup>. Torque 675 Nm (69 kpm) at 1200 - 1600 min<sup>-1</sup>. Engine rating according to DIN 6270B / DIN 6271. Fuel tank 320 l.

**Hydraulic system** Three circuit diesel hydraulic system with 1 double axial piston pump and 1 axial piston pump.

**Controls** Electrical, 2 joy-stick levers for simultaneous operation of crane motions.

**Telescopic boom** 5 sections, made of high tensile, finegrained steel, consisting of 1 base section and 4 telescoping sections extended by means of a single telescopic cylinder. All telescope sections extendable under partial load. 13.0 m to 52.0 m long. Boom head with 7 sheaves.

**Derricking system** 1 double acting hydraulic cylinder with integral brake and holding valve.

**Main winch** Axial piston motor, winch drum with integrated planetary reduction and hydraulically controlled spring-loaded multiple disc brake and integrated free rotation (no sagging of load when hoisting). Hoist cable with 'Super-Stop' easy reeving system.

**Slewing system** Axial piston motor with three-stage planetary reduction with a foot actuated or automatic service and a parking brake, open circuit with free slewing function. Speed infinitely variable 0 - 1.7 min<sup>-1</sup>.

**Counterweight** Total 8.7 / 11.0 t divisible, assembled and disassembled by hydraulic cylinders controlled from superstructure cab.

**Superstructure cab** Spacious panoramic cab of composite structure with safety (tinted) glass windows, tiltable cockpit with hydraulically cushioned adjustable seat, engine dependent water heater and engine independent water heater (with engine pre-heat), air conditioning, radio / CD-player. Complete controls and instrumentation plus LCD graphic display for crane operation.

**Electrical system** 24 volt DC system, 2 batteries.

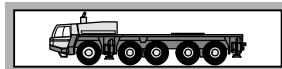
**Safety devices** Load moment device (LMD), anemometer, working area display, working area limitation, hoist limit switch, lower limit switch and drum turn indicator, safety valves against pipe and hose rupture, holding valves on hydraulic cylinders.

### Optional Equipment (at extra charge)

Boom extensions 9.5 m / 16.2 m to 30.1 m, heavy duty jib 3.5 m, additional counterweight for max. 35 t, counterweight variations 0 t / 4.5 t / 20.8 t / 28.8 t, selection of hook blocks 10 t - 125 t, auxiliary winch (same as main winch), outrigger load display, special painting and lettering. Further optional equipment available upon request.



## Équipement



**Châssis** Construction mécanosoudée, en acier à grain fin très rigide, résistant aux flexions et aux torsions.  
Graissage centralisé.

**Calage** Dispositif de calage horizontal et vertical en 4 points, entièrement déployable hydrauliquement. Commande des mouvements sur les deux côtés du porteur et depuis la cabine de la superstructure. Calage 7,5 m (aussi 5,0 m) x 7,74 m.

**Moteur** Mercedes Benz diesel 8 cylindres, modèle OM 502 LA (Euromot III A / EPA III), refroidi par eau, de 390 kW (530 CV) à 1800 min<sup>-1</sup>.  
Couple: 2400 Nm (245 kpm) à 1300 min<sup>-1</sup>.  
Puissance selon 80 / 1269 / EWG.  
Capacité du réservoir 500 l.

**Boîte de vitesse** Boîte mécanique ZF-AS-Tronic, modèle 16 AS 2631 avec embrayage électro-pneumatique réglé à commande et boîte automatique, 16 vitesses AV et 2 vitesses AR.

**Boîte de transfert** À 2 gammes.

**Entraînement** 10 x 6

### Essieux

1<sup>er</sup> essieu: directeur, non entraîné.  
2<sup>ème</sup> essieu: directeur, entraîné.  
3<sup>ème</sup> essieu: non directeur, non entraîné, peut être levé.  
4<sup>ème</sup> essieu: directeur, entraîné, blocage de différentiel longitudinal.  
5<sup>ème</sup> essieu: directeur, entraîné.  
Blocage de différentiel pour tous essieu entraînés.

**Suspension** Hydro-pneumatique, avec réglage de niveau.

**Freins** Système à air comprimé, à double circuit.  
Frein de stationnement: avec accumulateurs à ressort agissant sur le 2<sup>ème</sup>, 4<sup>ème</sup> et 5<sup>ème</sup> essieu. Frein continu: Intarder et frein sur échappement avec étrangleur.

**Pneus** 10 x 445/95 R 25 (16.00 R 25).

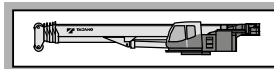
**Direction** Servocom à double circuit, marque ZF avec pompe de direction auxiliaire. Direction mécanique du 1<sup>er</sup> et 2<sup>ème</sup> essieu, à assistance hydraulique, avec pompe de direction auxiliaire direction du 4<sup>ème</sup> essieu jusqu'à une vitesse de 25 km/h et du 5<sup>ème</sup> essieu jusqu'à une vitesse de 50 km/h.

**Cabine** Cabine bi-place, construction en matière composite fibre de verre et acier. Vitrage en verre de sécurité, sièges à suspension pneumatique. Chauffage à eau chaude relié au moteur, radio / CD-player. Organes de contrôle et de commande pour la conduite. Régulateur de vitesse.

**Système électrique** 24 V courant continu, 2 batteries, connexion circuit électrique avec CAN-Bus. Équipement avec prise diagnostic et avec interprétation de code erreur de système CSS, éclairage des points de calage. Conforme aux normes CE.

**Équipement supplémentaire** (avec supplément de prix)  
Attache-remorque, chauffage auxiliaire indépendant du moteur avec préchauffage du moteur, climatisation, entraînement 10 x 8, ABS, pneus 385/95 R 25 (14.00 R 25), 525/80 R 25 (20.5 R 25), roue de secours, peinture spéciale et inscription.

Autres équipements supplémentaires sur demande.



**Plate forme** Construction mécano-soudée résistante à la torsion. Couronne d'orientation à billes à une rangée, à denture extérieure, permettant une rotation illimitée sur 360°. Graissage centralisé.

**Moteur** Mercedes Benz diesel 4 cylindres, modèle OM 904 LA (Euromot III A / EPA III), refroidi par eau, Réglage du nombre de tours par pédale, de 129 kW (175 CV) à 2200 min<sup>-1</sup>.  
Couple: 675 Nm (69 kpm) à 1200 - 1600 min<sup>-1</sup>.  
Puissance selon DIN 6270B / DIN 6271.  
Capacité du réservoir 320 l.

**Système hydraulique** Diesel-hydraulique à 3 circuits, 1 double pompe à pistons axiaux et 1 pompe à pistons axiaux.

**Commande** 2 manipulateurs à commande en croix (4 sens), assistés électriquement.

**Flèche télescopique** 1 flèche de base et 4 éléments télescopiques en acier fin, 1 vérin télescopique, hydrauliquement télescopable avec charge partielle. Longueur 13,0 m à 52,0 m. Tête de flèche avec 7 poulies.

**Mécanisme de relevage** 1 vérin différentiel muni de clapet de freinage de descente.

**Mécanisme de levage** Moteur hydraulique, tambour de levage avec boîte planétaire incorporée, frein d'arrêt à disques multiples à ressort, libéré lors du levage. Câble de levage avec dispositif 'Super-Stop'.

**Orientation** Moteur hydraulique avec entraînement planétaire à 3 gammes avec frein de stationnement automatique, circuit ouvert avec déconnexion de l'orientation.  
Vitesse de rotation 0 à 1,7 min<sup>-1</sup> en continu.

**Contrepoids** Poids total 8,7 / 11,0 t divisible, commandé depuis la cabine du grutier.

**Cabine du grutier** Cabine de grue spacieuse, construction en matière combinée acier / synthétique, avec vitrage de sécurité en verre teinté, siège réglable et amorti hydrauliquement, inclinable avec instruments de commande, chauffage à eau chaude dépendant et indépendant du moteur (avec préchauffage du moteur), climatisation, radio / CD-player éléments de commande et de contrôle avec affichage digital pour travaux.

**Système électrique** 24 V courant continu, 2 batteries.

**Dispositifs de sécurité** Limiteur de charge (CEC), anémomètre, indicateur de portée, limitation de portée, interrupteur de fin de course de levage et de treuil, indicateur du nombre de tours, soupapes de sécurité contre ruptures des conduites et flexibles, clapets sur verins hydraulique.

**Équipement supplémentaire** (avec supplément de prix)  
Fléchette de 9,5 m / 16,2 m à 30,1 m, fléchette pour levage lourde 3,5 m, contre-poids additionnel pour max. 35 t, combinaison différentes de contrepoids 0 t / 4,5 t / 20,8 t / 28,8 t, moufles de 10 t à 125 t, 2<sup>ème</sup> treuil de levage (identique au treuil principale), indicateur de pression sur les calages, peinture spéciale et inscription.

Autres équipements supplémentaires sur demande.



**Chasis portante** Construcción de acero de alta resistencia soldado, resistente a la torsión y a la flexión. Sistema de engrase central.

**Estabilizadores** Estabilizadores hidráulicos de 4 puntos. Posibilidad de manejo desde ambos lados del chasis portante y desde la cabina de la grúa. Extensión de los estabilizadores: 7,5 m (y 5,0 m) x 7,74 m.

**Motor** Mercedes Benz modelo OM 502 LA (Euromot III A / EPA III), 8 cilindros, diesel, refrigerado por agua. Nominal 390 kW (530 HP) a 1800 min<sup>-1</sup>. Par 2400 Nm (245 kpm) a 1300 min<sup>-1</sup>. Potencia del motor según 80 / 1269 / EWG. Depósito de combustible de 500 l.

**Transmisión** Transmisión mecánica tipo ZF-AS Tronic modelo 16 AS 2631 con accionamiento electro - neumáticamente embrague en seco y cambio automático 16 marchas delanteras y 2 marchas traseras.

**Transmisión** Caja de distribución (transfer) con 2 relaciones de velocidad.

**Tracción** 10 x 6

### Ejes

- 1º eje: de dirección, no accionado.
  - 2º eje: de dirección, accionado.
  - 3º eje: no accionado, no direccionable, elevable.
  - 4º eje: de dirección, accionado, con bloqueo diferencial longitudinal.
  - 5º eje: de dirección, accionado.
- Bloqueos diferenciales en todos los ejes motrices.

**Suspensión** Suspensión hidroneumática con regulación de nivel.

**Sistemas de frenos** Accionamiento neumático de doble circuito. Freno de estacionamiento del tipo muelles cargados, liberados por aire, sobre los ejes 2º, 4º y 5º. Intarder y freno continuo: Sistema estrangulador y sobre el escape del motor diesel.

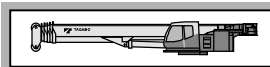
**Neumáticos** 10 x 445/95 R 25 (16.00 R 25).

**Dirección** Hidráulica ZF Servocom de doble circuito con bomba auxiliar de dirección. Dirección mecánica del 1º y 2º eje y direccionable del 4º eje hasta una velocidad de 25 km/h y del 5º eje hasta una velocidad de conducción de 50 km/h.

**Cabina** Cabina para dos personas, en construcción de acero y fibra de vidrio. Cristales de seguridad, asiento con suspensión neumática, calefacción por agua caliente del motor, radio / CD-player. Elementos de control e instrumentos para circulación por carretera. Regulador de velocidad.

**Sistema eléctrico** Sistema de 24 V c.c. con 2 baterías, conexiones eléctricas integradas en el sistema CAN-Bus, sistema integrado de diagnóstico CSS. Focos de iluminación en el área de trabajo de los estabilizadores (gatos). El sistema eléctrico cumple la normativa CEE.

**Equipo adicional** (con suplemento de precio)  
Embrague de remolque, calefacción adicional con precalefacción del motor, climatización, tracción 10 x 8, ABS, neumáticos 385/95 R 25 (14.00 R 25), 525/80 R 25 (20.5 R 25), rueda de repuesto, pintura especial e rotulación.  
Otros equipamientos sobre pedido.



**Superestructura** Construida en aceros soldados, resistente a la torsión. Corona de giro con rodamiento de una fila de bolas con dientes externos para giro continuo a 360°. Sistema de engrase central.

**Motor** Mercedes Benz modelo OM 904 LA (Euromot III A / EPA III), 4 cilindros, diesel, refrigerado por agua. Las revoluciones aumentan de forma gradual accionado el acelerador. Nominal 129 kW (175 HP) a 2200 min<sup>-1</sup>. Par 675 Nm (69 kpm) a 1200 - 1600 min<sup>-1</sup>. Potencia del motor según DIN 6270B / DIN 6271. Depósito de combustible de 320 l.

**Sistema hidráulico** Sistema hidráulico de 3 circuitos, 1 bomba doble de pistones axiales y una bomba de pistones axiales.

**Mandos** 2 palancas de control de tipo joy-stick para movimientos simultáneos de la grúa (4 direcciones), asistidos eléctricamente.

**Pluma telescópica** 5 secciones, un tramo base y 4 telescópicos de acero de alta resistencia soldado, 1 cilindro hidráulico, los tramos se pueden telescopar hidráulicamente bajo carga. Longitud de 13,0 m a 52,0 m. Cabeza de pluma con 7 poleas.

**Elevación de pluma** Mediante un cilindro hidráulico de doble efecto con válvula de retención integrada.

**Cabrestante principal** Motor hidráulico de pistones axiales y caudal fijo. Tambor del cabrestante con reducción planetaria y frenos de disco múltiples accionados, con sistema libre de elevación. Cable de elevación con sistema fácil de guiado y 'Super-Stop'.

**Sistema de giro** Motor hidráulico de pistones axiales con reducción planetaria de tres etapas. Con freno de giro automático. Circuito abierto con mecanismo de giro libre con posibilidad de desconexión. Velocidad de giro gradual de 0 a 1,7 min<sup>-1</sup>.

**Contrapeso** Peso total 8,7 / 11,0 t divisible, se acciona desde la cabina de la grúa.

**Cabina de la grúa** Cabina espaciosa y confortable, en construcción de acero y fibra de vidrio, con cristales tintados de seguridad. Asiento del operador regulable amortiguado hidráulicamente, inclinable junto con los instrumentos y mandos, calefacción por agua caliente dependiente e independiente del motor (con precalefacción del motor), climatización, radio / CD-player. Controles, instrumentos y mandos de conducción como display digital LCD para la operación de la grúa.

**Sistema eléctrico** Sistema de 24 V c.c. con 2 baterías.

**Medidas de seguridad** Limitación del momento de carga (LMC), anemómetro, indicador del área de trabajo, limitación del área de trabajo, interruptor de final de elevación, interruptor de 3 últimas vueltas en cabrestante, indicador de bajada o subida del cable del cabrestante, válvulas de seguridad para rotura de tubos y latiguillos. Válvulas de retención en los cilindros hidráulicos.




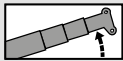
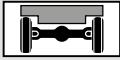
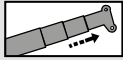
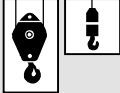
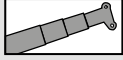

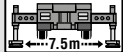


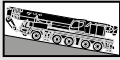


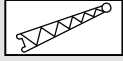

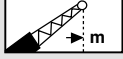

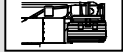



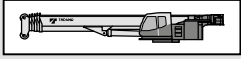
**Equipo adicional** (con suplemento de precio)  
Plumín de 9,5 m / 16,2 m a 30,1 m, plumín de carga pesada de 3,5 m, contrapeso adicional para max. 35 t, variantes de contrapeso 0 t / 4,5 t / 20,8 t / 28,8 t, gancho de 10 a 125 t, 2o cabrestante (similar a cabrestante principal), control carga (gatos de apoyo), pintura especial e rotulación.  
Otros equipamientos sobre pedido.

## Symbolerklärung

### Symbols

### Glossaire des symboles

### Glosario de símbolos

|  |   |  |  |
|--|---|--|--|
|                                     | Siehe Seite 26<br>As on Page 26<br>Voyez la page 26<br>Véase la página 26   |               | Drehwerk<br>Slewing system<br>Orientation<br>Sistema de giro   |
|  <b>445/95 R 25</b><br>(16.00 R 25) | Räder / Größe<br>Tyres / Size<br>Pneus / Largeur<br>Neumáticos / Tamaño de ruedas   |                | Wippwerk<br>Derricking system<br>Mécanisme de relevage<br>Elevación de pluma                               |
|                                     | Achslast<br>Axle load<br>Charge à l'essieu<br>Carga por eje   |                | Teleskopieren<br>Boom telescoping<br>Télescopage de flèche<br>Telescopaje de pluma                         |
|                                     | Unterflasche / Hakengeschild<br>Hook block / Swivel hook<br>Moufle / Elingues<br>Gancho / Gancho de bola                  |                | Teleskopausleger<br>Telescopic boom<br>Flèche télescopique<br>Pluma telescópica                            |
|                                   | Geschwindigkeiten Unterwagen<br>Carrier speeds<br>Vitesses du châssis<br>Velocidades del chasis                           |              | Abstützung<br>Outriggers<br>Calage<br>Estabilizadores  |
|                                   | Getriebe / Gang<br>Transmission / Gear<br>Boîte de vitesse / Rapport<br>Transmisión / Marchas                             |  <b>35t</b> | Gegengewicht<br>Counterweight<br>Contrepoids<br>Contrapeso   |
|                                   | Steigfähigkeit<br>Gradeability<br>Abtitude en pente<br>Superación de pendientes   |  m           | Ausladung<br>Radius<br>Portée<br>Radio   |
|                                   | Gelände<br>Off road<br>Tout-terrain<br>Todo terreno   |              | Auslegerverlängerung<br>Boom extension<br>Fléchette<br>Plumín  |
|                                   | Straße<br>On road<br>En route<br>En carretera   |  m           | Ausladung<br>Radius<br>Portée<br>Radio   |
|                                   | Geschwindigkeiten Oberwagen<br>Superstructure speeds<br>Vitesses du partie tournante<br>Velocidades de la superestructura |              | Gegengewichtvarianten<br>Counterweight versions<br>Variations des contrepoids<br>Variaciones de contrapeso |
|                                   | Hubwerk<br>Main winch<br>Mécanisme de levage<br>Cabrestante principal   |              | Unterwagen<br>Carrier<br>Châssis<br>Chasis   |
|                                   | 2. Hubwerk<br>Auxiliary winch<br>2 <sup>ème</sup> treuil de levage<br>2 <sup>o</sup> cabrestante                          |              | Oberwagen<br>Superstructure<br>Partie tournante<br>Superestructura   |





You can find your **direct TADANO contact person** on:  
[www.tadano.com/wwnetwork/](http://www.tadano.com/wwnetwork/)



**TADANO FAUN GmbH**

Faunberg 2 · 91207 Lauf a. d. Pegnitz · Germany  
Phone: +49-9123-185-0 · Fax: +49-9123-3085  
[www.tadanofaun.de](http://www.tadanofaun.de) · [info@tadanofaun.de](mailto:info@tadanofaun.de)

**TADANO LTD.** (International Division)

4-12, Kamezawa 2-chome, Sumida-ku Tokyo 130-0014, Japan  
Phone: 81-3-3621-7750 · Fax: 81-3-3621-7785  
[www.tadano.com](http://www.tadano.com) · [info@tadano.com](mailto:info@tadano.com)