

ZAXIS-5G series
Telescopic Arm 30M

HITACHI

Reliable solutions

TELESCOPIC ARM 30 M

ZAXIS330_{LC}

APPLICATION & ATTACHMENT



Model Code	ZX330LC-5G
Engine Rated Power	184 kW (246 HP)
Operating Weight	45 500 kg
Digging Depth	30 m

Getting More of Deep Excavation, Breakthrough Performance over 30-Ton Class

The ZX330LC-5G with the Hitachi's new original telescopic arm is designed for productive deep-excavation. Excavation, extension and pull-up are powerful and speedy thanks to breakthrough performance-bucket capacity, digging depth and loading ability over the 30-ton class base machine. This machine brings truly productive, safe and fuel-efficient deep excavation.

Base machine : ZAXIS 330LC
Bucket capacity : 1.55 m³
Max. digging depth : 30 m
19 % UP
20 % UP

Note : Data above compared to a ZX330LC-5G with 25 m telescopic arm.


2

Performance

New Big Clamshell Bucket

New

A new big **1.55 m³** clamshell bucket, **19%** greater than ever, can be equipped on a new telescopic arm whose bucket pull-up force is increased greatly. This clamshell bucket employs a roller-support type sliding mechanism to reduce the load to clamshell cylinders for higher durability. This allows for deeper, more productive digging. The clamshell bucket also has an ejector function for swift dumping onto a truck. Its bucket jolt-reducing device can speed up positioning in underground work and during dumping on a truck.



Quicker Arm Extension

New

A mix of the new telescopic arm and hydraulic system dramatically increases arm extension speed and pull-up ability. What's more, the big **1.55 m³** bucket helps increase production.

High Versatility

This machine, featuring 30 m digging depth, is designed to reduce operating weight and ground pressure, suited especially for job sites whose load-bearing capacity and work space are limited. The base machine is a versatile ZX330LC-5G that provides proven fuel efficiency, operator comfort, maintainability and durability. Consumables are readily available too.



3

Relentless Pursuit of Safety

Sliding Cab

The sliding cab, on this telescopic arm excavator, projects forward, 960 mm more over a Hitachi standard model. This speciality design gives the operator better downward visibility from the operator seat, boosting efficiency with confidence. The cab can still slide a further 1 300 mm, totaling **2 260 mm**, to give unobstructed view. To enhance safety, the cab can be locked in position with a switch, avoiding inadvertent movements. A walkway and handrail are provided for easy access to the cab.



Sliding cab

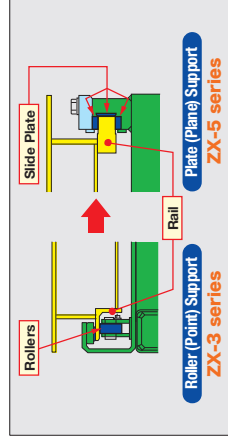
Large Cab-Floor Window

A large integral cab-floor window, made of polycarbonate, offers good downward see-through visibility to deep excavation underground. This makes it easier to position and excavate using the telescopic arm, boosting job efficiency and safety.



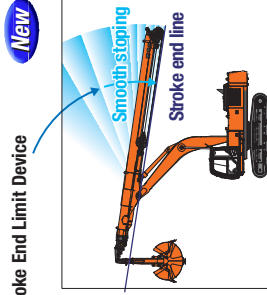
Reduced Cab Vibration for Operator Comfort

Less cab vibration helps improve operator comfort. The cab sliding mechanism is redesigned from roller type to slide-plate type to increase contact areas for less vibration and shocks.



Array of Safety Devices

To enhance safety, the machine is provided with an array of safety devices, including warning lights and safety alarm. Even if one of the twin ropes breaks or extends excessively, warning lights turn on and a safety alarm sounds to alert the operator to such a failure. The bucket landing alarm device also buzzers when the bucket lands at a target point for alerting.



New

Arm Cylinder Stroke End Limit Device

At the cylinder stroke end, a limit device works to absorb shocks when loading a dump truck for safe, smooth operation.

Twin-Rope Lines

The twin-rope lines are adopted for safety. Even if one of the twin ropes breaks, the other can hold the telescopic arm in position. To evenly distribute the load to twin roles in normal operation, an equalizer is provided to extend rope life.




Free-Fall Prevention Devices

Holding Valve

Even if piping or hose punctures, a combination of the telescopic arm cylinder and a holding valve on the boom cylinder can hold the clamshell to avoid its free fall.

Free-Fall Prevention Device

The clamshell is operated by twin-rope lines for its pull-up operations. Even if one of twin ropes breaks, the other can hold the clamshell to avoid its free fall.



Miscellaneous Safety Accessories

- Bucket jolt-reducing device
- Operation warning lights
- Bucket landing alarm device
- Operator guard against falling prevention
- Leveler



Durable, Simplified Engine

This engine has a track record showing impressive durability at countless tough job sites around the world. The engine — associated with a rugged design, a direct fuel injection system and an elaborate governor — goes green, and complies with EU Stage II and US EPA Tier 2 emissions regulations.



Simplified Maintenance

The long service life is ensured by using larger-diameter sheaves on the telescopic arm to reduce its bending force. To this end, sheaves and wire ropes are newly attached on the outside. This configuration is convenient for checking if the telescopic arm extends and retracts normally in daily maintenance.



Extended Rope Life

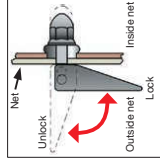
The newly designed telescopic arm can significantly extend the service life of ropes.

■ **Rope replacement intervals: 1 800 hours**

Note: Rope replacement intervals vary according to operating conditions.

Dust-Proof Indoor Net

An air condenser and radiator can be serviced with ease. For the air condenser, a dust-proof indoor net can readily be removed from its front for easy cleaning with compressed air. Also, it is operable at its rear for cleaning. For the radiator, air blowing can readily be done at its rear through a one-touch open cover.



Electric Grease Gun



SPECIFICATIONS

ENGINE	
Model	Isuzu AA-6HK1X
Type	4-cycle water-cooled, direct injection
Aspiration	Turbocharged, intercooled
No. of cylinders	6
Rated power	
ISO 9249, net	184 kW (246 HP) at 2 000 min ⁻¹ (rpm)
SAE J1349, net	184 kW (246 HP) at 2 000 min ⁻¹ (rpm)
Maximum torque	873 Nm (89.0 kgfm) at 1 700 min ⁻¹ (rpm)
Piston displacement	7790 L
Bore and stroke	115 mm x 125 mm
Batteries	2 x 12 V / 128 Ah

HYDRAULIC SYSTEM	
Hydraulic Pumps	
Main pumps	2 variable displacement axial piston pumps
Maximum oil flow	2 x 279 L/min
Pilot pump	1 gear pump
Maximum oil flow	32.8 L/min

Hydraulic Motors	
Travel	2 variable displacement 1 axial piston motors
Swing	1 axial piston motor

Relief Valve Settings	
Implement circuit	34.3 MPa (350 kgf/cm ²)
Swing circuit	32.4 MPa (330 kgf/cm ²)
Travel circuit	34.8 MPa (355 kgf/cm ²)
Pilot circuit	3.9 MPa (40 kgf/cm ²)
Power boost	38.0 MPa (388 kgf/cm ²)

Hydraulic Cylinders
High-strength piston rods and tubes. Cylinder cushion mechanisms provided in boom and arm cylinders to absorb shock at stroke ends.

Hydraulic Filters
Hydraulic circuits use high-quality hydraulic filters. A suction filter is incorporated in the suction line, and full-flow filters in the return line and swing/travel motor drain lines.

CONTROLS	
Pilot controls. Hitachi's original shockless valve.	
Implement levers	2
Travel levers	2
Telescopic arm control pedal	1

UPPER STRUCTURE	
Revolving Frame	
D-section frame skirt for resistance to deformation.	

Swing Device
Axial piston motor with planetary reduction gear is bathed in oil. Swing circle is single-row. Swing parking brake is spring-set/hydraulic-released disc type.
Swing speed

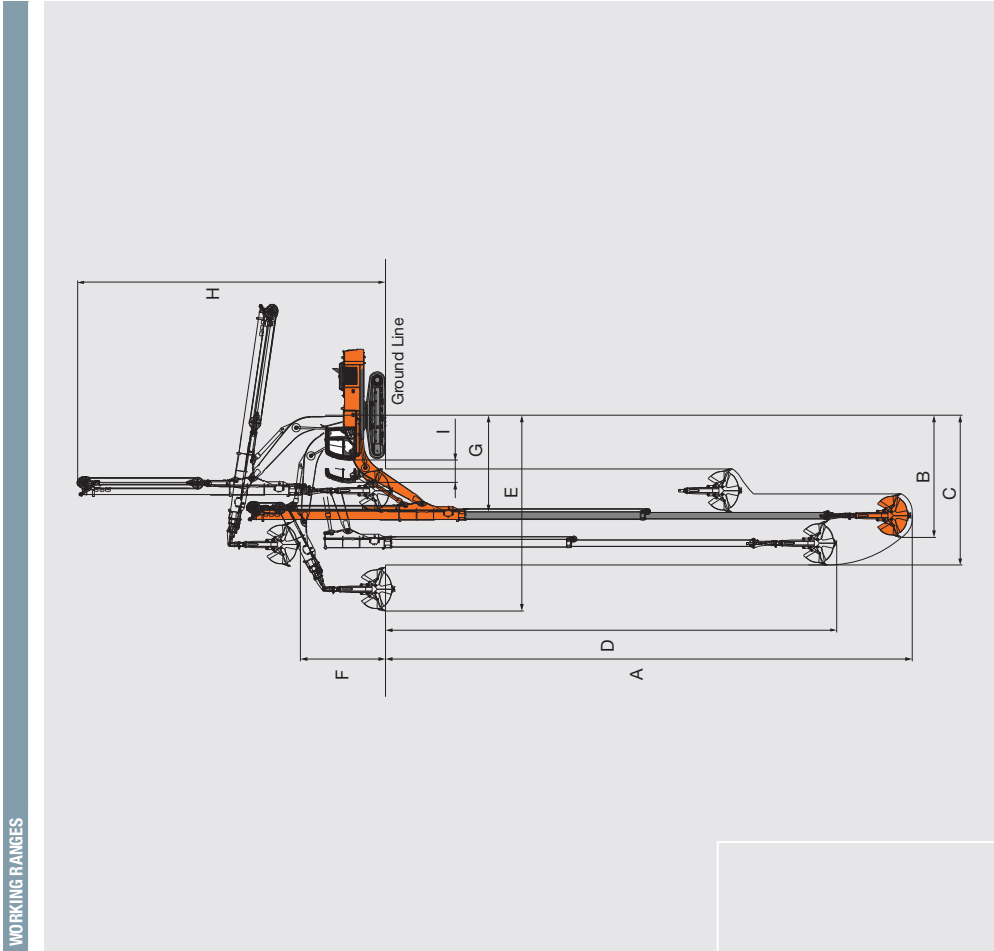
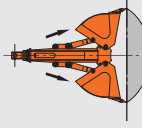
Operator's Cab
Independent spacious cab, 1 005 mm wide by 1 675 mm high, conforming to ISO* Standards.
* International Organization for Standardization

UNDERCARRIAGE	
Tracks	
Heat-treated connecting pins with dirt seals. Hydraulic (grease) track adjusters with shock-absorbing recoil springs.	
Numbers of Rollers and Shoes on Each Side	
Upper rollers	2
Lower rollers	8
Track shoes	48
Track guards	3
Travel Device	
Each track driven by 2-speed axial piston motor.	
Parking brake is spring-set/hydraulic-released disc type.	
Automatic transmission system: High-Low.	
Travel speeds	High : 0 to 4.9 km/h
	Low : 0 to 3.1 km/h
Maximum traction force ..	298 kN (30 400 kgf)
Gradeability	26% (15 degree) continuous

WEIGHTS AND GROUND PRESSURE			
Equipped with type S-TC300R-B and 1.55 m ³ clamshell bucket (SAE/PCSA heaped).			
Shoe type	Shoe width	Operating weight	Ground pressure
Triple grouser	600 mm	45 500 kg	85 kPa (0.87 kgf/cm ²)

SERVICE REFILL CAPACITIES	
Fuel tank	630.0 L
Engine coolant	35.0 L
Engine oil	36.0 L
Swing device	15.7 L
Travel device (each side)	9.2 L
Hydraulic system	340.0 L
Hydraulic oil tank	180.0 L

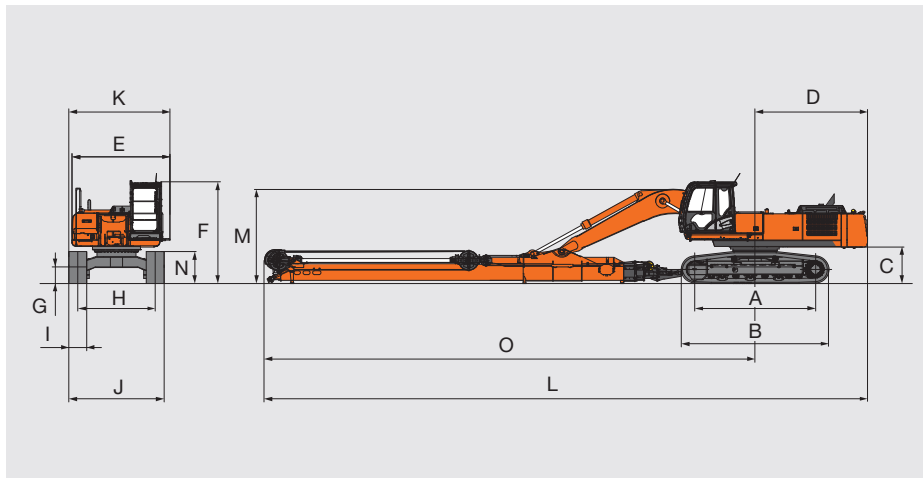
CLAMSHELL BUCKET	
Bucket type	S-SP155
Bucket capacity	1.55 m ³
Max. digging force	99.1 (10 100) kN (kgf)
Max. height	3 500 mm
Max. opened height	3 060 mm
Closed width	2 170 mm
Opened width	2 480 mm
Bucket width	1 200 mm
Number of teeth	7
Weight	2 350 kg



WORKING RANGES	
Telescopic arm type	S-TC300R-B
Telescopic arm system	Hydraulic cylinder + wire rope
A Max. vertical digging depth	30 000
B Radius at max. vertical digging depth	6970
C Max. vertical digging radius	8550
D Depth at max. vertical digging radius	25 710
E Max. working radius	11 180
F Max. dumping height	4 840
G Min. front swing radius	5550
H Height at min. front swing radius	17 550
I Cab sitting distance	1300

DIMENSIONS

Unit: mm

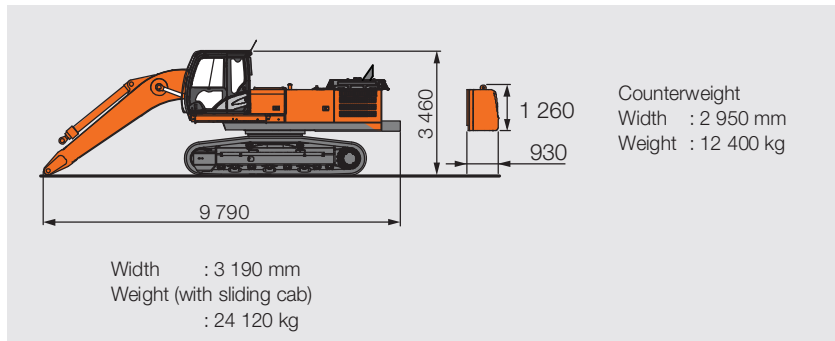


A	Distance between tumblers	4 050
B	Undercarriage length	4 940
*C	Counterweight clearance	1 160
D	Rear-end swing radius	3 780
E	Overall width of upperstructure	3 290
F	Overall height of cab	3 460
*G	Min. ground clearance	500
H	Track gauge	2 590
I	Track shoe width	G 600
J	Undercarriage width	3 190
K	Overall width (folding the step)	3 390 (3 060)
L	Overall length	20 250
M	Overall height of boom	3 170
N	Track height with triple grouser shoes	1 060
O	Swing centre to front distance	16 480

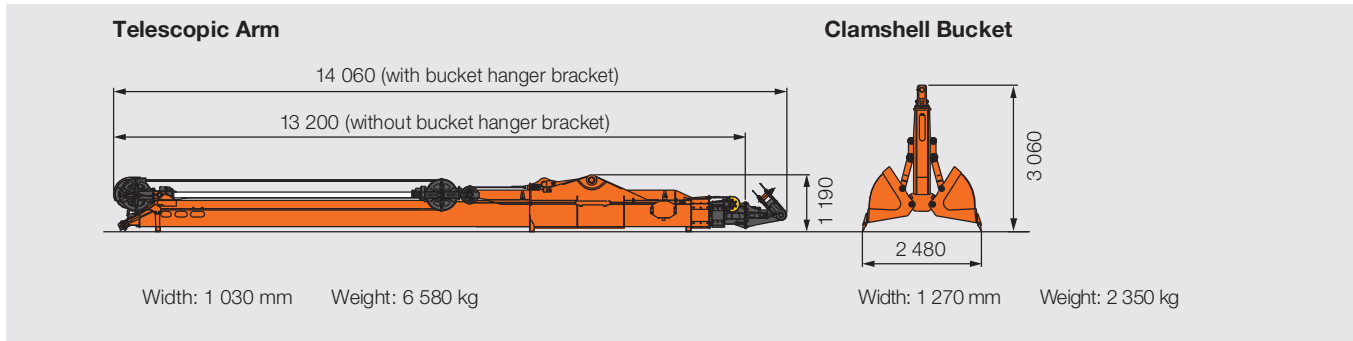
* Excluding track shoe lug G: Triple grouser shoe

TRANSPORTATION

Unit: mm



Unit: mm



Before using a machine with a satellite communication system, please make sure that the satellite communication system complies with local regulations, safety standards and legal requirements. If not so, please make modifications accordingly.

These specifications are subject to change without notice.

Illustrations and photos show the standard models, and may or may not include optional equipment, accessories, and all standard equipment with some differences in color and features.

Before use, read and understand the Operator's Manual for proper operation.