

Highway Class

SUPER 1900-3

TRACKED PAVER



Maximum pave width 11m
Maximum laydown rate 900t/h
Transport width 2.55m

PREMIUM LINE

 www.voegele.info

Powerful, efficient and economical



The tracked **SUPER 1900-3** is a model of the modern VÖGELE "Dash 3" paver generation. The machine features a unique design as well as ergonomic operating comfort and high performance with minimum consumption.

When developing this road paver, a special focus was on ergonomic, economic and ecological aspects. The VÖGELE EcoPlus package, for instance, significantly reduces both fuel consumption and noise levels.

The VÖGELE ErgoPlus 3 operating system has been provided with a number of additional ergonomic and functional features for the "Dash 3" generation. The paver operator's console, for example, comes with a large colour display, ensuring brilliant readability even in poor lighting conditions.

In addition, the convenience functions AutoSet Plus and PaveDock Assistant make work with the SUPER 1900-3 even easier.

The SUPER 1900-3 is a powerful paver excellently suited for many different applications up to a maximum pave width of 11 m.

SUPER 1900-3

The highlights of the SUPER 1900-3



Tracked Highway Class paver with a large range of applications and pave widths up to 11m

Powerful and economical drive concept, even when operating at full load in any climate zone

The VÖGELE EcoPlus low-emissions package significantly reduces fuel consumption and noise levels


Optimum feeding with mix thanks to the large material hopper, PaveDock sprung push-rollers and PaveDock Assistant communication system

ErgoPlus 3 operating system with numerous convenient and automatic functions

All screeds can be used with high-compaction technology

SUPER 1900-3

Efficient high performance with low consumption



DRIVE CONCEPT

The powerful 6-cylinder diesel engine rated at 151kW is the driving force behind this Highway Class paver.

Intelligent engine management with ECO mode and VÖGELE EcoPlus low-emissions package keep fuel consumption and noise levels low.

Low input – maximum output: all drive components including the three-phase A.C. generator are powered via the central splitter gearbox and operate with maximum efficiency.

Crawler tracks with high tractive power efficiently translate the engine output into pave speed.

Modern drive technology

Three main components form the power unit of a SUPER 1900-3: its modern, liquid-cooled diesel engine, a splitter gearbox flanged directly to the engine and a large cooler assembly.

The driving force behind this VÖGELE powerhouse is its diesel engine. The 6-cylinder engine delivers 151kW at 2,000rpm. Yet the fuel-saving ECO mode is sufficient for many applications. And even then, the SUPER 1900-3 still has a full 153kW at its disposal. Moreover, the machine generates operating particularly quietly when running at just 1,700rpm.

A large cooler assembly ensures that the power unit always delivers its full output. With innovative air routing and a variable-speed fan, temperatures

are always maintained within the optimum range, significantly extending the service life of both the diesel engine and the hydraulic oil. Another advantage is that the machine can be operated without difficulty in all climatic regions around the world.

All hydraulic consumers are directly supplied with hydraulic oil via the splitter gearbox. The advantage is that all hydraulic pumps and valves are centrally located, making them easily accessible for servicing. Even the powerful generator for screed heating is flanged directly onto the splitter gearbox; its integrated oil cooling system makes it completely maintenance-free and very quiet.



The large cooler assembly is made up of three parts. It ensures that engine coolant, charge air and hydraulic oil are maintained at the optimum temperature.

- >> **Powerful yet economical** 6-cylinder diesel engine with ECO mode.
- >> **ECO mode for paver operation** at 1,700rpm is not only perfectly adequate for numerous applications, it also cuts operating costs and allows super-quiet operation.
- >> **A powerful, oil-cooled generator** with direct drive ensures rapid, uniform heating of the screed. In the "Dash 3" generation, the generator is directly driven by the splitter gearbox and therefore maintenance-free.

VÖGELE EcoPlus: Less is more

It goes without saying that our road pavers conform to the applicable emissions directives, but we like to go much further. That's why the machine concept of the "Dash 3" generation uses environmentally friendly innovations in machine technology, resulting in lower consumption, lower emissions and lower costs.

One of these innovations is the VÖGELE EcoPlus low-emissions package. Fuel savings of up to 25% can be achieved with VÖGELE EcoPlus, depending on the application and capacity utilization of the paver.

That doesn't just result in considerable savings for the contractor – it is good news for the environment, too. That's because every litre of fuel saved reduces carbon dioxide (CO₂) emissions.

-  **25% FUEL SAVING**
-  **25% LESS CO₂ EMITTED**
-  **LOWER NOISE EMISSIONS**

The technical innovations



01

Splitter gearbox with ability to disengage hydraulic pumps

When the paver is stationary, all the hydraulic pumps needed for "traction", "conveyors and augers" and "compaction" are disengaged automatically. The result? Lower fuel consumption.



02

Energy-optimized tamper drive


Tamper is driven by a variable-displacement pump always delivers exactly the amount of oil needed current tamper speed and not a drop more or



03

Controlled hydraulic oil temperature circuit

A bypass circuit gets the hydraulic oil to its optimum operating temperature very quickly, enabling rapid, fuel-saving operation of the paver.



04

Variable-speed fan

The variable-speed fan automatically adapts to the engine load and the ambient temperature. This type of drive saves energy and reduces noise emissions.



Efficient transmission of engine power

High-quality separate hydraulic drives are essential components of the VÖGELE drive concept. They allow our pavers to operate outstandingly and therefore extremely cost-efficiently.

Since the traction drive units are directly integrated into the sprockets of the crawler tracks, engine output is translated into pave speed without any loss of power.



» **The hydraulic systems** for the traction drive, conveyors and augers as well as the compacting systems all operate in separate closed circuits for maximum efficiency.

» **Long crawler tracks** deliver maximum traction thanks to their large footprint. This ensures a constant forward speed even when operating on difficult terrain.

» **Positive tracking** when moving straight and accurate cornering due to electronically controlled separate drives provided for both crawler tracks.

» **The sturdy deflectors** in front of the crawler tracks reliably clear any spilled mix out of the way. With the AutoSet Plus option, the deflectors in front of the crawler tracks can even be raised and lowered hydraulically.



SUPER 1900-3

Top-quality paving thanks to perfect material management



A continuous flow of mix is key to ensuring uninterrupted and high-quality paving. That is why we attach such importance to professional material management when designing our pavers.


All our development efforts focus on simple operation and the best possible overview for the paving team.

VÖGELE's PaveDock Assistant is an innovative solution standardizing and simplifying communication between the paver operator and driver of the feed vehicle.

Large material hopper

As with all **VÖGELE** pavers, supplying the SUPER 1900-3 with mix is a clean, safe and swift process.

Thanks to a hydraulically operated hopper front (option), the mix inside the material hopper is directed right onto the conveyors and the entire mix properly conveyed in front of the screed.




- » **The large material hopper** has a capacity of 14 tonnes so that a sufficient quantity of mix is available for paving at all times, even in situations where feeding is difficult, such as when paving under bridges.
- » **Easy feeding with mix** thanks to low material hopper, wide hopper sides and sturdy rubber baffles fitted to the hopper front.
- » **Especially large oscillating push-rollers** for convenient and shock-free docking of feed vehicles even on bends.
- » **The oscillating push-rollers** can be displaced forwards by 75 or 150mm to cater to the most diverse feed vehicles.


Precise spreading of mix across the full pave width

The **augers** of the SUPER 1900-3 are hydraulically infinitely variable in height up to 15cm, even while paving.

This provides for quick and easy adaptation to the desired layer thickness across the full pave width.

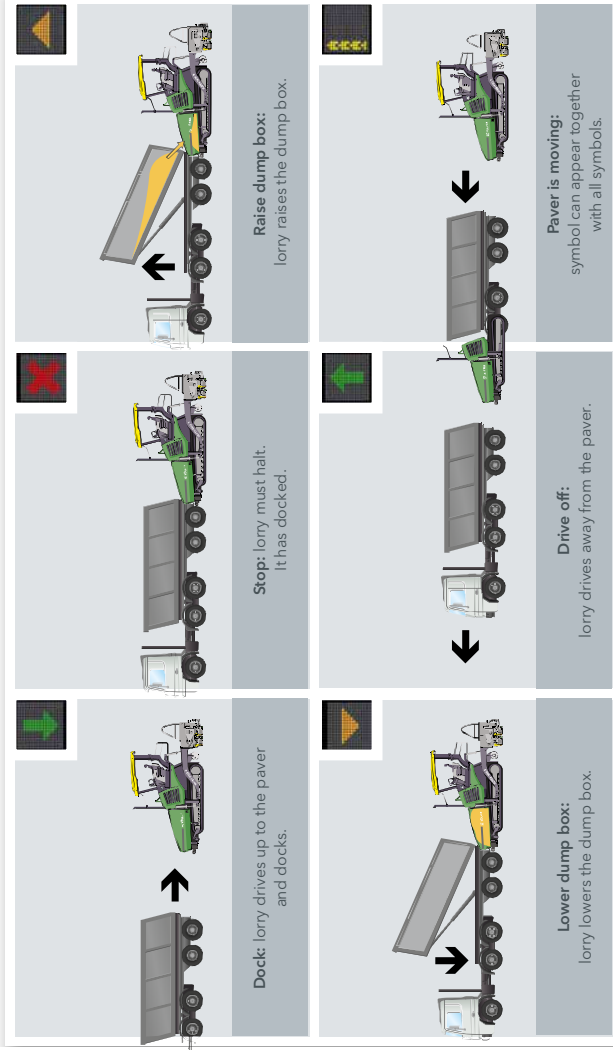


- » **Powerful, separate hydraulic drives** are provided for conveyors and augers, permitting high laydown rates up to 900 tonnes per hour.
- » **Large auger blades** (diameter 400mm) provide for an optimal head of mix in front of the screed and prevent segregation, even when paving across large widths.
- » **Hydraulic height-adjustment** of the augers, complete with bearing boxes and limiting plates for the auger tunnel allows the paver to be moved on the job site without a need for conversion, a benefit that saves time and money.



The height of the augers complete with bearing boxes and limiting plates for the auger tunnel can be hydraulically adjusted by up to 15cm across the full pave width. This optimizes the head of mix in front of the screed, even when paving thin layers or when layer thickness varies.


PaveDock Assistant: The communication system



PaveDock Assistant is the communication system between the paver operator and the driver of the feed vehicle. It allows particularly fast and reliable transfer of mix to the paver. Signal lights on the paver and the associated controls on the paver operator's ErgoPlus 3 console are key components.

The paver has two sets of signal lights, mounted on the right and left of the hardtop. With these lights, the paver operator can give the driver of the feed vehicle unmistakable signals, indicating what needs to be done (e.g. reverse, stop, dump mix). Having two lights, each in an elevated position, ensures that all signals are clearly visible to the feed vehicle driver from all angles of approach.

PaveDock dampens impacts effectively



As an alternative to the oscillating push-rollers, VÖGELE also supply PaveDock sprung push-rollers. These absorb joints by the feed vehicle even more effectively and reliably, thus ensuring that they are not transmitted to the finished pavement.

Together with the PaveDock Assistant, the sprung push-rollers maximize process safety during transfer of the mix: a sensor installed in the sprung push-rollers indicates whenever a feed vehicle has docked onto the paver. The signal lights display the stop signal automatically and directly. The feed vehicle driver can thus react immediately.

Automated processes with AutoSet Plus

With **AutoSet Plus**, we have enhanced the efficiency, convenience and quality of key job site processes. AutoSet Plus has two handy automatic functions.

The Repositioning and Transport function greatly facilitates the continuation of work when moving the paver on the job site from one work section to another, or after the paver has been transported.

Simply pressing the "Execute" button quickly and reliably readies the machine for travel on the job site, or for transport. Pressing the button again returns it to the previously stored working position.

The Paving Programs function allows the operating personnel to save the configured machine parameters and store these as a paving program in the menu. This program can then be called up and used whenever needed.

The two comfort functions of AutoSet Plus automate routine tasks, allowing work processes to be carried out more quickly and with greater control. This in turn means that construction projects can be completed faster and more reliably.



1 // AutoSet Plus –

Repositioning function

Fast and safe repositioning of the paver on the job site.

No settings are lost between paving and repositioning.

Also prevents any damage to the augers and deflectors in front of the crawler tracks.

2 // AutoSet Plus –

Paving Programs function

Automated configuration of the paver.

Stores all paving-relevant parameters.

Selection of stored paving programs.

Reproducible quality.



AutoSet Plus Repositioning function


AutoSet Plus is especially helpful when the machine frequently has to be moved on the job site.

Simply pressing the "Execute" button raises the augers, the hydraulically operated hopper front and the deflectors in front of the crawler tracks to the uppermost positions. The screed and the screed tow point rams are brought into transport position. In addition, the screed is locked hydraulically in transport position. The conveyors are temporarily reversed, preventing mix from falling to the ground when the paver travels to the next work section on site.


Once the paver has been repositioned, pressing the "Execute" button again returns all systems to the previously stored working positions.

This ensures that no settings are lost when changing from paving to repositioning or transport. It also effectively prevents any damage to the machine.

- 1. The AutoSet Plus Repositioning function** is activated just by pushing the "Execute" button.
- 2. Raise/lower** screed.
- 3. Lock/unlock** screed.
- 4. Screed tow point rams** in transport position/at last set value.
- 5. Raise/lower** augers.
- 6. Conveyor movement** reversible for a short time.
- 7. Raise/lower** deflectors in front of the crawler tracks.
- 8. Raise** hopper front.



AutoSet Plus Paving Programs



The **automatic Paving Programs function** allows the operating personnel to store their own paving programs. All key parameters for paving a specific layer (example: base course of asphaltic concrete, 18cm thick) can thus be saved.

On the display of his console, the paver operator saves the values set for the compacting systems (tamper and vibrator speed, pressure for the pressure bars), height of the augers, position of the tow point rams, pressure for Screed Assist and the pave speed in his program.

He also enters the amount of crown and the screed temperature. The program is completed with additional information on the material being used, the layer thickness and the pave width.

The stored paving programs can subsequently be selected and used at any time via the menu. In the event of a repeat situation, this ensures that work is carried out with exactly the same settings while maintaining a consistent quality.

The ErgoPlus 3 operating concept

Even the **very best machine** with the most advanced technology can only really show its strengths if it can be operated easily and as intuitively as possible. At the same time, it should offer an ergonomic and safe working environment for the operating team. Therefore, the ErgoPlus 3 operating concept focuses on the operator. With VÖGELE pavers, the user consequently retains full control over the machine and construction project.

On the following pages example illustrations will provide you with more detailed information on the extensive functions of the ErgoPlus 3 operating concept. ErgoPlus 3 encompasses the operator's stand, the paver and screed operator's consoles and Niveltronic Plus, the System for Automated Grade and Slope Control.



The paver operator's
ErgoPlus 3 console

ERGOPUS

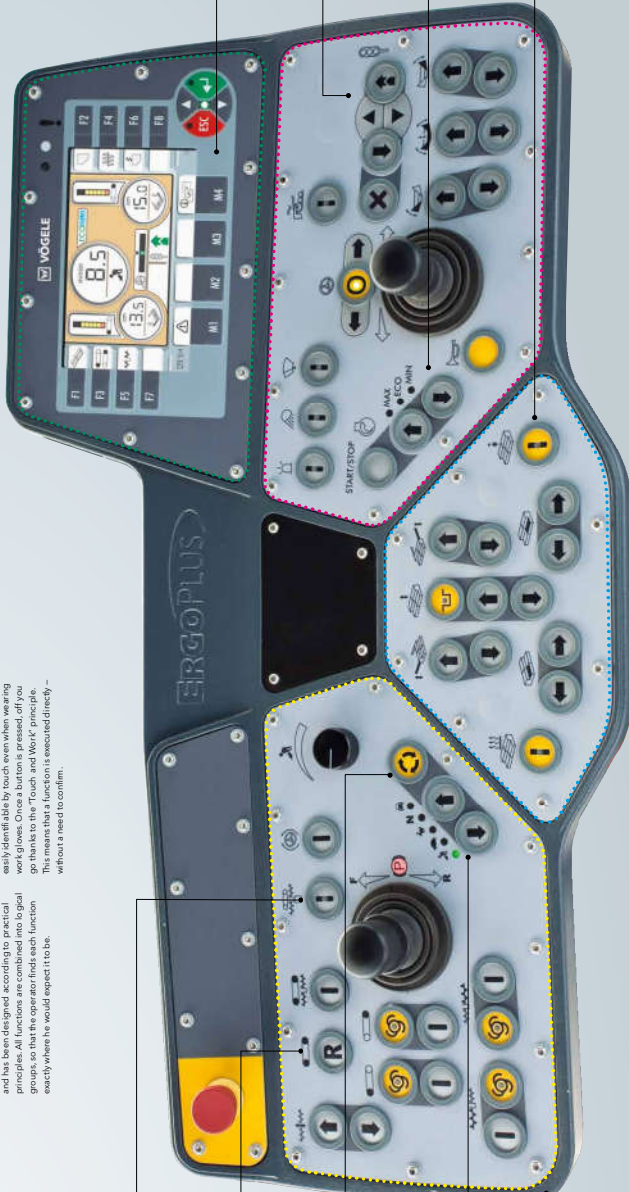


“Full control for the machine operator!”


The paver operator's ErgoPlus 3 console

The **paver operator's console** is extremely clear and has been designed according to practical principles. All functions are combined into to goal groups, so that the operator finds each function exactly where he would expect it to be, without a need to confirm.

- • • • • **Module 1:** Conveyers and augers section
- • • • • **Module 2:** Speed
- • • • • **Module 3:** Material hopper and mixing
- • • • • **Module 4:** Display for monitoring and adjustment of track settings




No-load function
This no-load function is provided for the purpose of cleaning conveyors, augers and scrapers.




Reversing conveyor movement
In order to avoid jamming of the conveyors for instance at the end of a section, conveyor movement can be reversed for a short time only and stopped automatically.



Add of Plus (Reversing) function (option)
With the function Plus the conveyor function, the power is safely and safely prepared for reverse movement at a depth of a station. After the move, by pressing the function plus, the engine the two working units are then projects damaged during a report.



Choice of operating mode for the paver
All the main operating functions for the paver can be controlled (change) by individual push buttons on the paver operator's ErgoPlus 3 console. In the following order: "Reversing", "Stop", "Stop", "The running" and "Power". An LED indicates the mode selected.




Safe operation during the night
Green led light/hop comes on automatically as follows when in collective paver operator can also work safely during the night.




Display of the paver operator's console
The high-contrast color display provides for optimum readability even in poor visibility conditions. The display shows the position of the overall conveyor or the material level in the conveyor. The display also shows the speed of the conveyor or the fuel consumption. The display gives access to machine-related information such as fuel consumption and track status.



Feed-back Assistant (option)
With the Feedback Assistant signal light, the operator receives immediate signals, indicating the status of the machine. The lights are connected to the bus system from the paver operator's ErgoPlus 3 console.



Choice of engine speed ranges
The paver operator can choose between three engine speed ranges (ECO, ECO+ and MAX). The engine speed ranges are selected from the ECO and MAX buttons, up or down. In ECO mode, the engine delivers maximum power and torque. In ECO+ mode, the engine delivers maximum torque and power. In MAX mode, the engine delivers maximum power and torque. The engine speed ranges are selected from the ECO, ECO+ and MAX buttons, up or down. In ECO mode, the engine delivers maximum power and torque. In ECO+ mode, the engine delivers maximum torque and power. In MAX mode, the engine delivers maximum power and torque.



Speed Assist (option)
This button switches Speed Assist on (LED light up) or off. Speed Assist (pre-activated) allows the paver operator to use the display. Speed Assist is active only when the paver is in motion.

The ErgoPlus 3 screed operator's console

The screed is crucial for pavement quality.

Therefore, easy and positive handling of all screed functions is of the utmost importance for high-quality road construction.

With ErgoPlus 3, the screed operator has the paving process at his fingertips. All functions are easily comprehensible and all controls are clearly arranged.



The screed operator's console

The screed operator's console is designed in keeping with the conditions prevailing on the job site. Push-buttons are provided for the frequently used functions operated from the screed operator's console. These are watertight and enclosed in palpably raised rings, so that they are identifiable blindfold simply by touch even when wearing work gloves. Important power and screed data can be called up and adjusted from the screed operator's console, too.



The display of the screed operator's console

The display of the screed operator's console allows the screed operator to control and monitor both the left and the right side of the screed. Machine-related parameters such as tamper speed or conveyor speed can be adjusted conveniently via the display panel of the screed operator's console. The clear menu structure, combined with easily understandable, self-explanatory symbols neutral in language, makes operating the display panel both simple and safe.



Crown adjustment at the press of a button

The crown can be conveniently adjusted at the press of a button on the screed operator's console. When pressing the "plus" or "minus" keys, the set crown value is shown on the display.




Ergonomic screed width control in two speeds

The screed width can be effortlessly adjusted by means of the SmartWheel. This is done in two speeds: slow, for precise control (e.g. along an edge, or fast, for rapid extension or retraction of the screed).



Optimum visibility even in darkness

The screed operator's console is specially designed for night-time operation. To prevent operator errors, the buttons are backlit as soon as dusk falls or in darkness. What is more, the downward-angled high-power LED lighting gives the operator a perfect view of all processes associated with the side plate.



VÖGELE Niveltronic Plus

Niveltronic Plus, the System for Automated Grade and Slope Control, is an in-house development by JOSEPH VÖGELE AG based on many years of experience in grade and slope control technology. Easy operation, precision and reliability are its hallmarks, ensuring perfect mastery of all grade and slope control jobs.

This fully integrated system is optimally adapted to the machine technology of the Premium Line pavers. All wiring and connections, for instance, are integrated into the tractor unit and screed, effectively eliminating all risk of damage to these components.

VÖGELE naturally offer a particularly large and practical selection of sensors permitting versatile use of the Niveltronic Plus system. Whether car parks, roundabouts or motorways need to be built or rehabilitated, VÖGELE offer the right sensor for every job-site situation.

Sensors can be changed quickly and easily for Niveltronic Plus automatically detects which sensor is connected, thus simplifying the configuration process for the user.

Left-hand side of screed

The value (in cm) displays the height of the tow point ram on the left-hand side.

Shows the value specified for the sensor on the left-hand side. For grade sensors, values are indicated in mm. When working with the slope sensor, values are indicated in percent.

Shows the type of sensor selected for the left-hand side. Displayed here in this example is the symbol of the sonic sensor used in Ground mode.

Shows the actual value picked up by the sensor.

Shows the sensitivity set for the sensor selected.

Right-hand side of screed

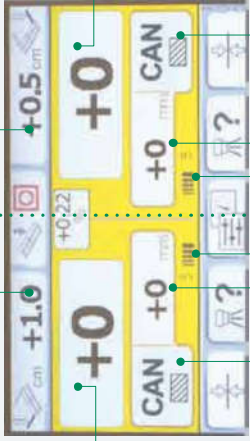
The value (in cm) displays the height of the tow point ram on the right-hand side.

Shows the value specified for the sensor on the right-hand side. For grade sensors, values are indicated in mm. When working with the slope sensor, values are indicated in percent.

Shows the type of sensor selected for the right-hand side. Displayed here in this example is the symbol of the sonic sensor used in Ground mode.

Shows the actual value picked up by the sensor.

Shows the sensitivity set for the sensor selected.







1



3



5



7



2



4



6



8

The ErgoPlus 3 operator's platform

1. The comfortable paver operator's platform

gives an unobstructed view of all crucial areas on the paver such as material hopper, steering guide or screed.

2. The seats, which swing out to the sides, and

the streamlined design of the paver operator's platform provide for maximum visibility of the auger tunnel, permitting the paver operator to keep an eye on the head of mix in front of the screed at all times.

3. Working comfortably

The paver operator's seat and console, as well as the screed operator's console can now be adjusted even more easily to personal needs.

4. A place for everything and everything in its place

The paver operator's platform is streamlined and well organized, offering the paver operator a professional workplace. The operator's console can be protected by a shatter-proof cover to prevent wilful damage.

5. Hardtop provides excellent protection

The modern hardtop made of glass fibre-reinforced polymer material shelters the operator, come rain or shine.

6. Consistent service concept

All "Dash 3" pavers have a consistent service concept with identical intervals.

7. Safe and comfortable ascent

The walkway and comfortable middle ascent on the screed ensure safe and convenient access to the paver operator's platform.

8. Ergonomic screed operator's console

The height and position of the console are easily adjusted. The high-contrast colour display can be read clearly from all angles.

AB 500 and AB 600 Extending Screeds



VÖGELE AB 500 and AB 600 Extending

Screeds are the preferred choice on all those jobs where pave width varies and prime pavement quality counts. Thanks to their sturdy single-tube telescoping system, these screeds can be set quickly and accurately to any pave width desired. Effective sound insulation in the extending screeds reduces noise levels on the job site. In combination with the low-noise tractor unit, these screeds are hence ideally suited for use even in noise sensitive areas.

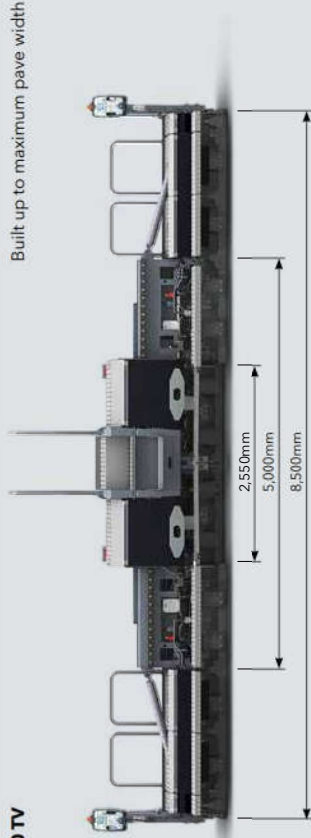
Both extending screeds are available for the SUPER 1900-3 in the TV version (with tamper and vibrators) for standard compaction or in the TP1 or TP2 versions (with 1 or 2 pressure bars) for high compaction. The AB 500 and AB 600 Extending Screeds in the TP2 Plus version are available for paving binder course and base course with maximum precompaction.

» **The extending screeds** guarantee homogeneous surface texture thanks to uniform heating of screed plates, tamper bars and pressure bars.


» **Even with the paver's engine running** at minimum rpm, the time required for the screed to reach its operating temperature is reduced substantially thanks to an intelligent generator management.

» **When the paver functions** are set to automatic, the generator management system activates Alternating mode for screed heating (heats the screed alternately on the left and right), a feature which is easy on the engine and reduces fuel consumption considerably.

AB 500 TV



AB 600 TV



AB 500

Pave widths

- » Infinitely variable range from 2.55m to 5m
- » Larger widths through the addition of bolt-on extensions up to a maximum of 8.5m

Compacting systems

- » AB 500 TV with tamper and vibrators
- » AB 500 TP1 with tamper and 1 pressure bar
- » AB 500 TP2 with tamper and 2 pressure bars
- » AB 500 TP2 Plus with tamper and 2 pressure bars for maximum precompaction


AB 600

Pave widths

- » Infinitely variable range from 3m to 6m
- » Larger widths through the addition of bolt-on extensions up to a maximum of 9.5m

Compacting systems

- » AB 600 TV with tamper and vibrators
- » AB 600 TP1 with tamper and 1 pressure bar
- » AB 600 TP2 with tamper and 2 pressure bars
- » AB 600 TP2 Plus with tamper and 2 pressure bars for maximum precompaction



SB 250 and SB 300 Fixed-Width Screens

Fixed-width screeds from VÖGELE deliver absolutely high-quality, perfectly even results. They show their strengths wherever large pave widths have to be handled, when laying down thick layers (e.g. crushed-stone bases) and where high degrees of precompaction have to be achieved. The SUPER 1900-3 can be combined with the new SB 300 Fixed-Width-Screed as well as the proven SB 250.

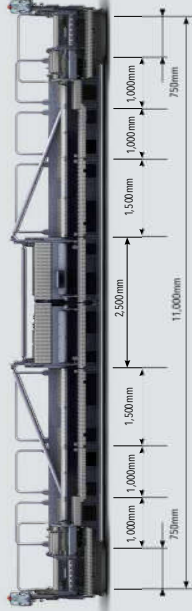
Both of these fixed-width screeds boast a considerable range of pave widths and, with a maximum pave width of 11 m, offer the ideal conditions for jointless, cost-effective paving on large job sites.



The new **SB 300 Fixed-Width-Screed** offers a host of user-friendly innovations. The possibility of hydraulically adjusting the screed by up to 2.3m with the newly developed hydraulic bolt-on extensions is a globally unique feature. This guarantees high flexibility during paving. In addition, a special telescoping and positioning system greatly reduces the set-up times when mounting the fixed bolt-on extensions.

Another benefit for users is that the tamper stroke can now be adjusted hydraulically when required, i.e. simply by pressing a button on the paver operator's or screed operator's console. This speeds up processes, especially when working with varying layer thicknesses. The screed is also equipped with a new heating system that heats the screed plate, tamper and pressure bars twice as fast as before and much more uniformly.

SB 250 TV Built up to maximum pave width with hydraulic bolt-on extensions.



Pave widths

- Basic width 2.5m. Larger widths through the addition of bolt-on extensions up to a maximum of 11m
- Thanks to 75cm hydraulic bolt-on extensions, pave width is infinitely variable within a range of 1.5m.

Compacting systems

- SB 250 TV with tamper and vibrators
- SB 250 TP-1 with tamper and 1 pressure bar
- SB 250 TP-2 with tamper and 2 pressure bars
- SB 250 TP-2 with tamper, vibrators and 2 pressure bars

SB 300 TV Built up to maximum pave width with hydraulic bolt-on extensions.




Pave widths

- Basic width 3m. Larger widths through the addition of bolt-on extensions up to a maximum of 11m
- Thanks to 125cm hydraulic bolt-on extensions, pave width is infinitely variable within a range of 2.5m

Compacting systems

- SB 300 TV with tamper and vibrators
- SB 300 TP-1 with tamper and 1 pressure bar
- SB 300 TP-2 with tamper and 2 pressure bars



Hydraulic tamper-stroke adjustment at the press of a button

The correct setting of the tamper stroke has a key impact on the compaction results and floating behaviour of fixed-width screeds. Since adjusting the tamper stroke mechanically is a very time-consuming process, it is often not adjusted even when different layer thicknesses are being paved with one and the same screed. This prompted VÖGELE to develop the hydraulic tamper-stroke adjustment system.

With this system, paver operators can set the optimum tamper stroke of 4mm or alternatively 5mm for the particular paving job simply at the push of a button. This option allows high-quality paving results to be achieved even more conveniently.



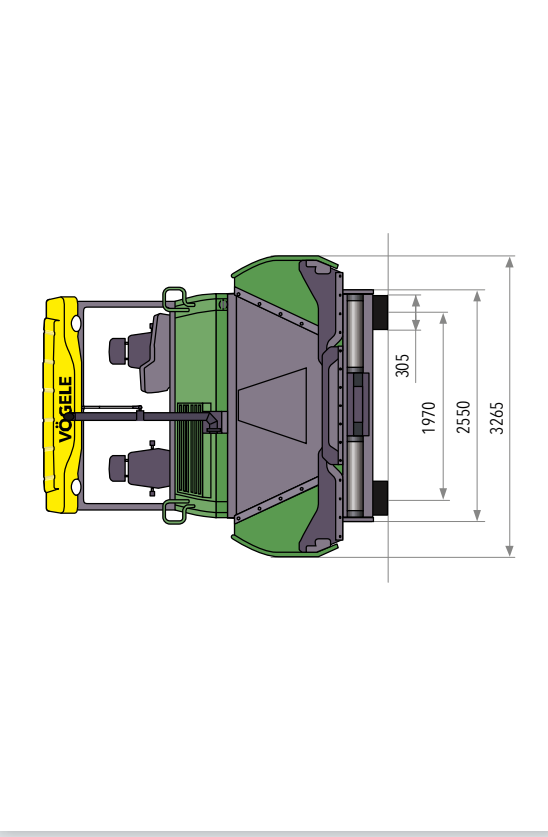
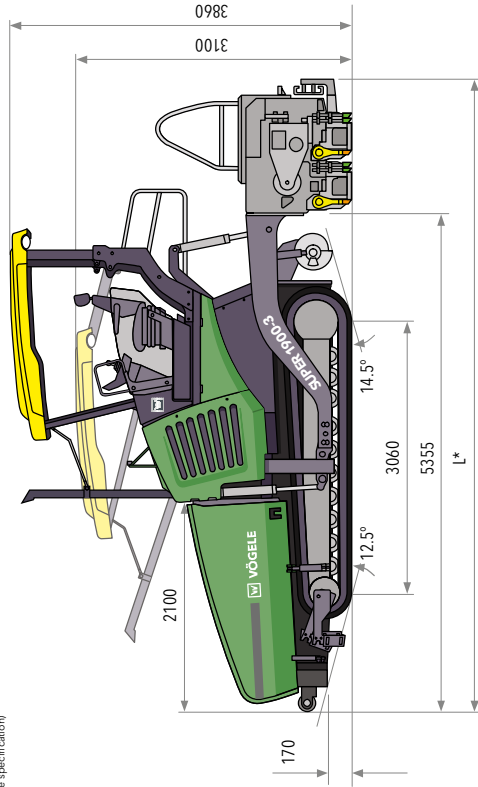
High flexibility thanks to hydraulic bolt-on extensions

Both fixed-width screeds offer high flexibility when combined with the newly developed extra-wide hydraulic bolt-on extensions. Using the SmartWheel, the pave width can now be hydraulically varied by 1.2m on each side of the screed – adding up to a total adjustment range of 2.5m. This offers a high degree of flexibility and saves time, too, particularly on projects involving varying pave widths.

All the facts at a glance



Dimensions in mm, screed type (see specification)



Power unit	6-cylinder diesel engine, liquid-cooled
Engine Manufacturer	Cummins
Type	OS86.7-CE03
Output	151 kW at 2,000rpm (according to DIN)
Nominal ECO mode	153 kW at 1,700rpm
Exhaust emissions standard	EJ Stage 3a, USEPA Tier 3
Fuel tank	400 litres
Undercarriage	
Crawler tracks	with rubber pads
Ground contact	3,060mm x 305mm
Track tension adjuster	spring assembly
Track roller lubrication	lifetime
Traction drive	electronically controlled separate hydraulic drive provided for each crawler track
Speeds	
Paving	up to 25m/min, infinitely variable
Travel	up to 4.5km/h, infinitely variable

Material hopper	
Hopper capacity	14t
Width	3,265 mm
Feed height	615mm (bottom of material hopper)
Push-rollers	oscillating
Standard	can be displaced forwards by 75mm or 150mm
Position	spring (PaveDock)
Option	
Conveyors and augers	
Conveyors	2, with replaceable feeder bars, conveyor movement temporarily reversible for each conveyor
Drive	up to 31m/min, infinitely variable (manual or automatic)
Speed	

Conveyors and augers	
Augers	2, with exchangeable auger blades, auger rotation reversible
Diameter	400mm
Drive	separate hydraulic drive provided for each auger
Speed	up to 79rpm, infinitely variable (manual or automatic)
Height	infinitely variable by 15cm, hydraulic
Lubrication	centralized lubrication on system with electrically driven grease pump
Screed options	
AB 500	basic width 2.55 to 5m maximum width (TV/TP1/TP2) 8.5m compacting systems TV, TP1, TP2, TP2 Plus
AB 600	basic width 3 to 6m maximum width (TV/TP1/TP2) 9.5m maximum width (TP2 Plus) 8.5m compacting systems TV, TP1, TP2, TP2 Plus

Screed options	
SB 250/300	basic width 2.5m/3m maximum width (TV/TP1) 11m compacting systems TV, TP1, TP2
Layer thickness	up to 40cm (SB 250/300)
Screed heating	electric by heating rods
Power supply	three-phase A.C. generator
Dimensions (transport) and weights	
Length	power with screed 6.6m TV 6.73m TP1/TP2/TP2 Plus 6.5m
Weights	power with screed 21,050kg pave widths up to 5m 26,900kg pave widths up to 8.5m

Key: AB = Full-Width Screed, SB = Full-Width Screed

TV = with tamper and vibrators
TP1 = with tamper and 1 pressure bar
TP2 = with tamper and 2 pressure bars

TP2 Plus = with tamper, 2 pressure bars and additional weights
TP2 = with tamper, 2 pressure bars

Subject to technical modification.





Your VÖGELE QR Code will take you directly to the SUPER 1900-3 on our website.



JOSEPH VÖGELE AG

Joseph-Vögele-Str. 1
67075 Ludwigshafen · Germany
www.voegel.info

T: +49 621 / 81 05 0
F: +49 621 / 81 05 461
marketing@voegele.info



® ERGOPLUS, InLine Pave, NAVITRONIC, NAVITRONIC Basic, NAVITRONIC Plus, NIVELTRONIC, NIVELTRONIC Plus, RoadScan, SprayJet, VÖGELE, VÖGELE PowerFeeder, PaveDock, PaveDock Assistant, AutoSet, AutoSet Plus, AutoSet Basic, ErgoBasic and VÖGELE-EcoPlus are registered Community Trademarks of JOSEPH VÖGELE AG, Ludwigshafen/Rhein, Germany. PCC is a registered German Trademark of JOSEPH VÖGELE AG, Ludwigshafen/Rhein, Germany. ERGOPLUS, NAVITRONIC Plus, NAVITRONIC BASIC, NIVELTRONIC Plus, SprayJet, VISION, VÖGELE, VÖGELE PowerFeeder, PaveDock, PaveDock Assistant, AutoSet, AutoSet Plus, AutoSet Basic and VÖGELE-EcoPlus are trademarks registered in the US Patent and Trademark Office to JOSEPH VÖGELE AG, Ludwigshafen/Rhein, Germany. Legally binding claims cannot be derived from written information or pictures contained in this brochure. Pictures may include optional extras. We reserve the right to make technical or design alterations.