

Compact Class

SUPER 1303-3

WHEELED PAVER



Maximum pave width 4.5m
Maximum laydown rate 250 tonnes/h
Transport width 1.85m

PREMIUM LINE

 www.voegele.info

Compact size, big performance



Minor municipal roads, farm tracks, foot and cycle paths or small to medium-sized areas – if this is the kind of paving jobs you need to get done, then the VÖGELE SUPER 1303-3 joins your game.

This cutting-edge paver features extremely compact design and superb manoeuvrability. A basic width of 1.85m and an overall length of just 4.95m make the SUPER 1303-3 ideal for jobs in confined spaces.

The VÖGELE ErgoPlus 3 operating system has been supplemented by numerous ergonomic and functional features. The paver operator's console, for example, comes with a large colour display which provides brilliant readability even in poor lighting conditions.

Though a compact-size machine, the SUPER 1303-3 stands out through excellent performance due to its perfected overall concept. Powered by a diesel engine rated at 74.4kW, the paver achieves laydown rates up to 250t/h.

Coming with an AB 340 Extending Screenshot in the TV version for pave widths up to 4.5m, the SUPER 1303-3 conveniently handles medium-sized job sites as well.

SUPER 1303-3

The highlights of the SUPER 1303-3



Wheeled Compact Class
paver with a large range of applications and pave widths up to 4.5m

Powerful and economical drive concept with a modern diesel engine

Significantly smaller turning radius due to Pivot Steer steering brake

Optimum feeding with mix thanks to the large material hopper and PaveDock Assistant communication system


AutoSet Basic function permits a quick and safe relocation of the paver on the job site

ErigoPlus 3 operating system with numerous convenient and automatic functions

AB 340 Extending Screen for perfect paving quality

SUPER 1303-3

The right paver for jobs in tight spaces



Compact size, high efficiency: be it extremely cramped job sites out of town or winding city-centre alleyways, the VÖGELE Compact Class pavers feature excellent manoeuvrability. They are ideal in all these environments and trump with high performance.

- » **The very small outside turning radius** of only 3.8m makes for an extremely manoeuvrable paver and permits easy and fast repositioning even on confined job sites.
- » **The slim paver design** without protruding edges and with a compact, overall length of just 4.95m allow for very easy paving and manoeuvring on small job sites.
- » **For passing through narrow spaces,** push-rollers fold up together with the hopper sides.
- » **The hardtop** of glass fibre-reinforced polymer material, including exhaust pipe, folds down with effortless ease, thus preparing the paver for transport quickly and easily.



SUPER 1303-3

Range of applications of the VÖGELE Compact Class

With their combination of compact dimensions and top performance, road pavers in the VÖGELE Compact Class can handle a wide variety of applications.

Whether it's a combined footpath and cycle path, a farm track or minor roads and squares, the SUPER 1303-3 is more than up to the task, thanks to its wide range of pave widths from 0.75m to 4.5m and its excellent performance.



ASPHALT PAVING ON COMBINED FOOT AND CYCLE PATHS



SURFACING PATHS IN PUBLIC PARKS



PAVEMENT REHABILITATION ON ACCESS ROADS



PAVEMENT REHABILITATION ON MUNICIPAL ROADS



ASPHALT PAVING ON COMMERCIAL SITES



ASPHALT PAVING ON RAILWAY PLATFORMS

The applications illustrated here are typical of the VÖGELE Compact Class. The illustrated regions may also show the presence of other models.

The drive concept – Efficiency, performance and low consumption



VÖGELE's modern drive concept guarantees full power whenever it is needed. Superior technology also makes this Compact Class paver exceedingly economical in everyday use thanks

to the intelligent engine management with ECO mode. As a result, fuel consumption and the level of noise emitted by the SUPER 1303-3 are significantly reduced.

With its high tractive power, the wheeled SUPER 1303-3 perfectly combines high paving performance with maximum mobility when travelling.

Modern drive technology


Three main components define the power unit of a SUPER 1303-3: its modern, liquid-cooled diesel engine, a splitter gearbox flanged directly to the engine and a large cooler assembly.

The driving force in this VÖGELE powerpack is its powerful diesel engine. The four-cylinder engine delivers 74.4kW at 2,000rpm. Yet the fuel-saving ECO mode is sufficient for many applications. And even then, the SUPER 1303-3 still has a full 68.7kW at its disposal. Moreover, the machine generates less noise when running at just 1,600rpm.

A large cooler assembly ensures that the power unit always delivers its full output. With innovative air routing and a special fan, temperatures are continually maintained within the optimum range, significantly extending the service life of both the diesel engine and the hydraulic oil.

A further advantage is that the machine can operate without difficulty in all climate regions worldwide.

All hydraulic consumers are directly supplied with hydraulic oil via the splitter gearbox. Hydraulic pumps and valves are centrally located, making them optimally accessible for servicing.



The large cooler assembly is made up of four parts. It ensures that engine coolant, charge air, fuel and hydraulic oil are maintained at the optimum temperature.

- » **Powerful diesel engine** rated at 74.4kW.
- » **ECO mode** (68.7kW at 1,600rpm) is sufficient for many paving applications. The engine's noise emissions, which are already low, are further decreased when working in ECO mode. In addition, ECO mode reduces fuel consumption and wear.
- » **A powerful three-phase A.C. generator** with generator management controls the output in compliance with the pave width. Heating the compacting systems to operating temperature takes a short time only.
- » **For hydraulic functions**, powerful separate drives are installed, which operate in independent closed loops. This solution allows engine output to be transformed highly efficiently into hydraulic paver performance.



Travels swiftly under its own power

A **powerful paver** that's a comfortable drive on the road. The precise steering and handling characteristics make for the SUPER 1303-3's excellent manoeuvrability, as demonstrated by its outside turning radius of just 4,9m

(3.8m with Pivot Steer). With its powerful traction drive, the machine can pave swiftly and travel on public roads at a maximum speed of 20km/h. So if its next job site is close at hand, there is no need for a low-bed trailer to transport the paver.




» **Rapid transport under its own power** at up to 20km/h – a feat the SUPER 1303-3 is optimally equipped for. All paving functions are automatically deactivated when "Road Travel" mode is selected. In addition, the paver comes with the approved lighting for public traffic. As a result, this paver – like all other wheeled pavers from VÖGELE – meets the basic requirement for driving on public roads.

» **Maximum power transmission** thanks to separate, hydraulic drives provided for the rear wheels and one set of front wheels.

» **Optimum traction** is assured, even on difficult terrain, by electronic traction management and an electronic differential lock acting on the drives of the rear wheels.

» **Continuous ground contact** is assured by a front axle which oscillates both lengthwise and crosswise. In other words, the front axle is only firmly connected to the chassis at one point; in combination with the rigidly suspended rear wheels, this creates a static 3-point support.



Extreme manoeuvrability thanks to Pivot Steer: the rear inside wheel is automatically slowed down hydraulically when Pivot Steer is activated. This minimizes the outside turning radius to no more than 3.8m for positioning manoeuvres and paving. The function can be activated in "Pave" and "Positioning" modes, greatly increasing the manoeuvrability of the machine on confined job sites.

High-quality paving thanks to perfect material management



A continuous flow of mix is key to ensuring uninterrupted and high-quality paving. That is why we attach such importance to professional material management when designing our pavers.


All our development efforts focus on simple operation and the best possible overview for the paving team.

PaveDock Assistant from VÖGELE is an innovative solution for standardizing and simplifying communication between the paver operator and driver of the feed vehicle during the feed with mix.

Easy and clean feeding with mix

Despite the paver's slim profile, its material hopper holds 10t. The hydraulic hopper front supports both feeding of the paver with mix and emptying of the material hopper. The paver comes with oscillating push-rollers to ensure the shock-free docking of feed vehicles.

Hydraulically operated hopper sides, folding separately, guarantee consistent feeding with mix even when paving in asymmetrical widths along boundaries such as walls.



- » **The large material hopper** holding 10t is amply dimensioned so that a sufficient quantity of mix is stored at all times. There is no problem tiding over difficult situations such as paving under bridges, for instance.
- » **Thanks to a hydraulically operated hopper front** (option), no mix is spilled when feed lorries change. Inside the material hopper the mix is directed right onto the conveyors for complete emptying. No hand work with shovels is required.
- » **Oscillating push-rollers** allow for convenient and shock-free docking even of large feed vehicles.

Proportional control provided for conveyors and augers

The conveyance and spreading of mix in front of the screed is optimal thanks to the large conveyor tunnel, proportional control of conveyors and powerful augers. Furthermore, augers adjustable

in height and folding limiting plates for the auger tunnel allow the paver to be moved on the job site without a need for conversion. This saves time and money.



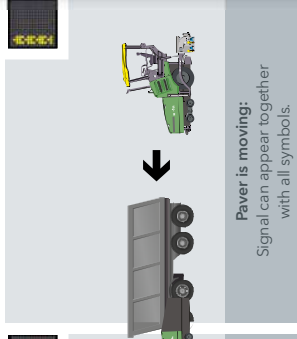
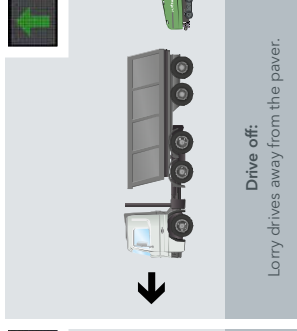
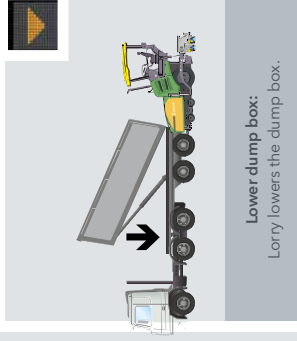
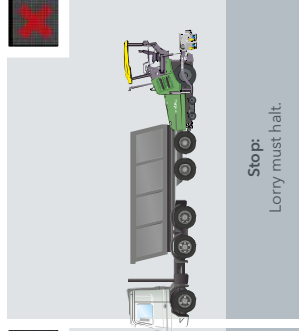
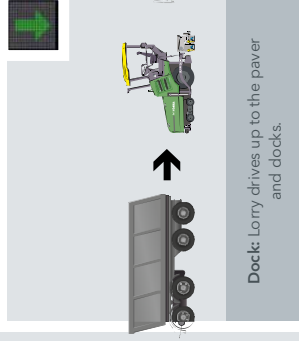

The height of the augers is infinitely variable by 13cm for uniform spreading of mix across the entire pave width. Hydraulic auger height adjustment is available as an option.

- » **The large conveyor tunnel** and powerful separate hydraulic drives for conveyors and augers allow extraordinarily high laydown rates up to 250t/h, an extraordinarily high performance for a paver in its class.
- » **Separate drive and control** is installed for each conveyor and each auger. When operating in Automatic mode, conveyors and augers are subject to continual monitoring. Proportional control provides for a constant head of mix in front of the screed.
- » **Folding limiting plates** for the auger tunnel are provided to quickly set up the machine for paving within the range of 2.6m and 4.5m. There is no need for conversion.

PaveDock Assistant: The communication system

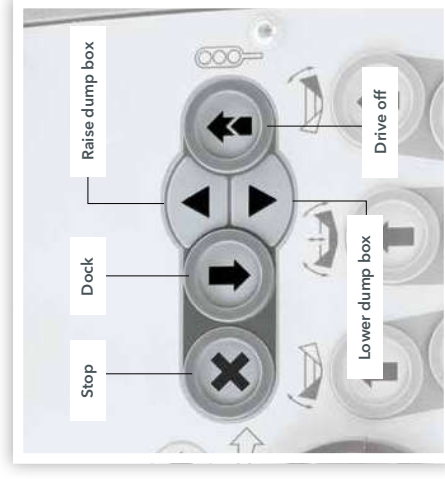
A **constant feed of material** is a fundamental prerequisite for high-quality paving and perfect evenness.

PaveDock Assistant is the communication system between the paver operator and the driver of the feed vehicle. It allows particularly fast and reliable transfer of mix to the paver.



The **core element** of the PaveDock Assistant are the signal lights on the paver and the associated control elements on the paver operator's ErgoPlus 3 console.

The paver has two sets of signal lights, mounted on the left and right of the hardtop. With these lights, the paver operator can give the driver of the feed vehicle unmistakable signals, indicating what needs to be done (e.g. reverse, stop, dump mix). Having two lights, each in an elevated position, ensures that all signals are clearly visible to the feed vehicle driver from all angles of approach.



AutoSet Basic Repositioning function

AutoSet Basic is especially helpful when the machine frequently has to be moved on the job site.


Simply pressing the "Execute" button hydraulically raises the augers and the hopper front to the uppermost positions. The screed, too, is brought into its transport position. The conveyors are temporarily reversed, preventing mix from falling to the ground when the paver travels to the next work section on site.

Once the paver has been repositioned, pressing the "Execute" button again returns all systems to the previously stored working positions.

This ensures that no settings are lost when changing from paving to repositioning or transport. It also effectively prevents any damage to the machine.




THE AUTOSET BASIC REPOSITIONING FUNCTION IS ACTIVATED JUST BY PUSHING THE "EXECUTE" BUTTON.



RAISE/LOWER SCREED



RAISE/LOWER AUGER



CONVEYOR MOVEMENT REVERSIBLE FOR A SHORT TIME



RAISE HOPPER FRONT

SUPER 1303-3

The ErgoPlus 3 operating concept

Even the very best machine with the most advanced technology can only really show its strengths if it can be operated easily and as intuitively as possible. At the same time, it should offer an ergonomic and safe working environment for the operating team. Therefore, the ErgoPlus 3 operating concept focuses on the operator. With VÖGELE pavers, the user consequently retains full control over the machine and construction project.

On the following pages example illustrations will provide you with more detailed information on the extensive functions of the ErgoPlus 3 operating concept. ErgoPlus 3 encompasses the operator's stand, the paver operator's console and screed consoles as well as Niveltronic Plus, the System for Automated Grade and Slope Control.



The paver operator's **ErgoPlus 3** console

“Full control for the machine operator!”

The paver operator's ErgoPlus 3 console

Lighting for working in dark conditions

An associated feature, all VÖGELE wheel loaders are equipped with a special lighting system for working in dark conditions. The high, dipped light and all beams are exclusively arranged side by side on the power operator's console.



No-lead function

The no-lead function is provided for the steering of the machine, so that the operator can work safely in the dark.



Alert and Rescheduling function (option)

When the alert function is activated, the operator is notified and ready prepared for a warning signal at the push of a button. After the warning signal, the operator can be alerted by the machine. This means that no warning is lost when changing gears during a break.



Choice of operating modes for the paver

All the machine's functions can be controlled by the individual push buttons on the power operator's ErgoPlus 3 console. The buttons are: "Road", "Work", "Job Site", "Pushing" and "Push". The buttons are arranged in a way that allows the operator to change the operating mode of the paver on the job site. These settings are stored in the machine's memory.



Safe operation during the night

Green back-lighting on the console can be used to work safely in the dark.



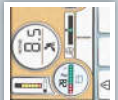
The power operator's console is extremely clear and has been designed according to practical principles. All functions are combined into logical groups, so that the operator finds each function exactly where he would expect it to be.

On the ErgoPlus 3 console, all push-buttons are easily identifiable by touch even when wearing work gloves. Once a button is pressed, off you go thanks to the "Touch and Work" principle. This means that a function is executed directly – without a need to confirm.

- • • • • Module 1: Conveys and adjusts, section
- • • • • Module 2: Spread
- • • • • Module 3: Material hopper and mixing
- • • • • Module 4: Display for monitoring and adjustment of basic settings

Display of the paver operator's console

The redigital colour display has a high contrast user interface ensuring the operator can read the data clearly even in bright sunlight. The information board 1, such as the gear speed and the road speed in the area of the paver, is also visible. The display also shows the fuel consumption and the fuel level. The display gives access to machine-related information such as fuel consumption and fuel level.



Feed Back Assistant (option)

With the Feed Back Assistant, the operator receives feedback on the gear speed and the road speed. The lights are connected to the gear speed and the road speed. From the gear speed, the operator can see the road speed.




Choice of engine speed ranges

The engine speed ranges are controlled by the engine speed selector. The engine speed selector is located on the right side of the console. The engine speed selector can be used to select the engine speed range. The engine speed selector can be used to select the engine speed range.



Spread Assist (option)

This button switches Spread Assist on (LED light on) or off. Spread Assist prevents the spreader from spreading material when the spreader is not in the correct position.




The ErgoPlus 3 screed console

The screed is crucial for pavement quality. Therefore, easy and positive handling of all screed functions is of the utmost importance for high-quality road construction.

With ErgoPlus 3, the screed operator has the paving process at his fingertips. All functions are easily comprehensible and all controls are clearly arranged.



The screed console

The screed console is designed in keeping with the conditions prevailing on the job site. Push-buttons are provided for the frequently used functions operated from the screed console. These are watertight and enclosed in palpably raised rings, so that they are identifiable blindfold simply by touch even when wearing work gloves. Important paver and screed data can be called up and adjusted from the screed console, too.



The display of the screed console

The display of the screed console allows the screed operator to control and monitor both the left and the right side of the screed. Machine-related parameters such as tamper speed or conveyor speed can be adjusted conveniently via the display panel of the screed console. The clear menu structure, combined with easily understandable, self-explanatory symbols neutral in language, makes operating the display panel both simple and safe.



Crown adjustment at the press of a button (option)

The crown can be conveniently adjusted at the press of a button on the screed operator's console. When pressing the "plus" or "minus" keys, the set crown value is shown on the display.



Ergonomic screed width control

The screed width can be effortlessly adjusted by means of the SmartWheel.



Optimum visibility even in darkness

The screed console is specially designed for night-time operation. To prevent operator errors, the buttons are backlit as soon as dusk falls or in darkness. What's more, downward-angled high-power LED lighting gives the operator a perfect view of all processes associated with the side plate.



VÖGELE Niveltronic Plus

Niveltronic Plus, the System for Automated Grade and Slope Control, is an in-house development by JOSEPH VÖGELE AG based on many years of experience in grade and slope control technology. Easy operation, precision and reliability are its hallmarks, ensuring perfect mastery of all grade and slope control jobs.

This fully integrated system is optimally adapted to the machine technology of the Premium Line pavers. All wiring and connections, for instance, are integrated into the tractor unit and screed, effectively eliminating all risk of damage to these components.

VÖGELE naturally offer a particularly large and practical selection of sensors permitting versatile use of the Niveltronic Plus system. Whether car parks, roundabouts or highways need to be built or rehabilitated, VÖGELE offer the right sensor for every job site situation.

Sensors can be changed quickly and easily, for Niveltronic Plus automatically detects which sensor is connected, thus simplifying the configuration process for the user.

Left-hand side of screed

Shows the value specified for the sensor on the left-hand side. For grade sensors, values are indicated in mm. When working with the slope sensor, values are indicated in percent.

Shows the type of sensor selected for the left-hand side. Displayed here in this example is the symbol of the sonic sensor used in Ground mode.

Shows the actual value picked up by the sensor.

Shows the sensitivity set for the sensor selected.

Right-hand side of screed

Shows the value specified for the sensor on the right-hand side. For grade sensors, values are indicated in mm. When working with the slope sensor, values are indicated in percent.

Shows the type of sensor selected for the right-hand side. Displayed here in this example is the symbol of the sonic sensor used in Ground mode.

Shows the actual value picked up by the sensor.

Shows the sensitivity set for the sensor selected.





1.



3.



5.



7.



2.



4.



6.



8.

The ErgoPlus 3 operator's stand

- 1. The comfortable operator's stand** gives an unobstructed view of all crucial areas on the paver such as material hopper, steering guide or screed. It allows the paver operator to closely monitor the feeding of the paver with mix.
- 2. The seats swinging out** to the sides and an operator's stand in a streamlined design provide for maximum visibility of the auger tunnel, permitting the paver operator to keep an eye on the head of mix in front of the screed at all times.

3. Working comfort

The paver operator's seat and console, as well as the screed consoles can now be adjusted even more easily to personal needs.

4. A place for everything and everything in its place

The operator's stand, with its streamlined design, is well organized, offering the paver operator a professional workplace. The operator's console can be protected by a shatter-proof cover to prevent wilful damage.

5. Hardtop gives excellent protection

The modern hardtop made of glass fibre-reinforced polymer material shelters the operator, come rain or shine.

6. Consistent service concept

All "Dash 3" pavers have a consistent maintenance concept with identical service intervals.

7. Safe and comfortable ascent

The walkway and comfortable middle ascent on the screed ensure safe and convenient access to the operator platform.

8. Ergonomic screed console

The height and position of the console are easily adjusted. The high-contrast colour display can be read clearly from all angles.

AB 340 Extending Screed


The **AB 340 Extending Screed** is the perfect match for the SUPER 1303-3. The screed has a basic width of 1.8m and extends hydraulically up to 3.4m. The version with tamper and vibrators (TV) can be extended to a maximum pave width of 4.5m with bolt-on extensions.

The **unique VÖGELE** single-tube telescoping system allows backlash-free screed width control, accurate to the millimetre, up to 3.4m.

A **typical VÖGELE feature** also found in the AB 340 Extending Screed is the powerful electric heating. The modern screed heating system provides for quick and uniform heating to operating temperature, an essential for smooth surface texture.

Excellent insulation of the screed plates reduces loss of heat to a minimum. Heating the screed takes a short time only, even with the engine running at minimum rpm.

In automatic operation, the screed is heated in Alternating mode, which means that only one half is heated at any one time, thus sparing the engine and saving fuel.



The screed for the SUPER 1303-3



AB 340

Pave widths

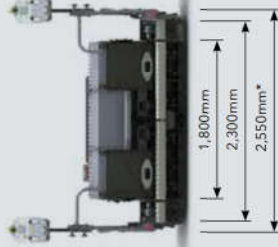
- » Infinitely variable range from 1.8m to 3.4m
- » Maximum pave width through bolt-on extensions:
 - > AB 340 V: 4.2m
 - > AB 340 TV: 4.5m
- » Smaller widths by fitting cut-off shoes down to a minimum of 75cm

Compacting systems

- » AB 340 V with vibrators
- » AB 340 TV with tamper and vibrators

AB 340

AB 340 with 25cm bolt-on extensions


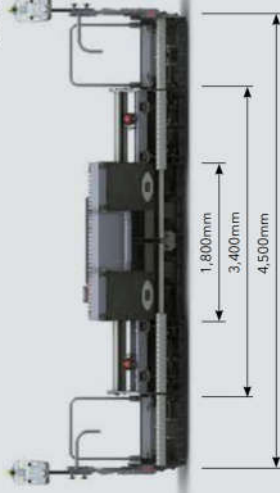


Easy transport.

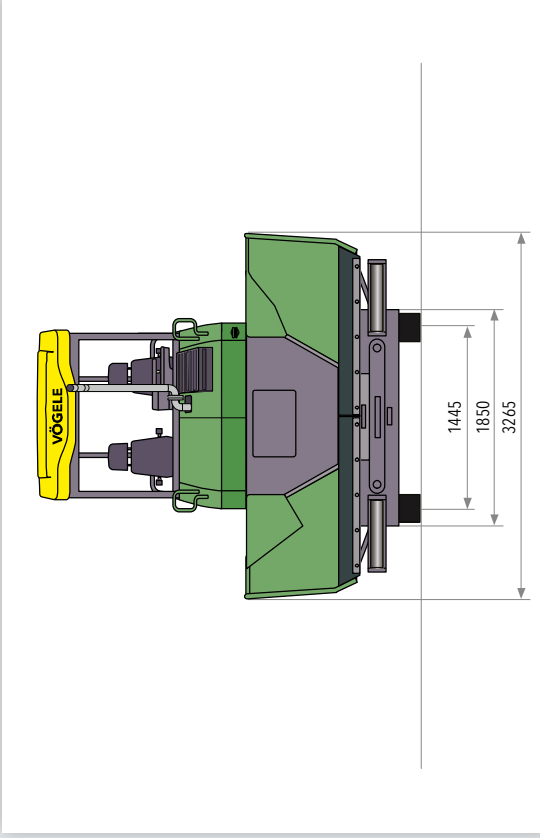
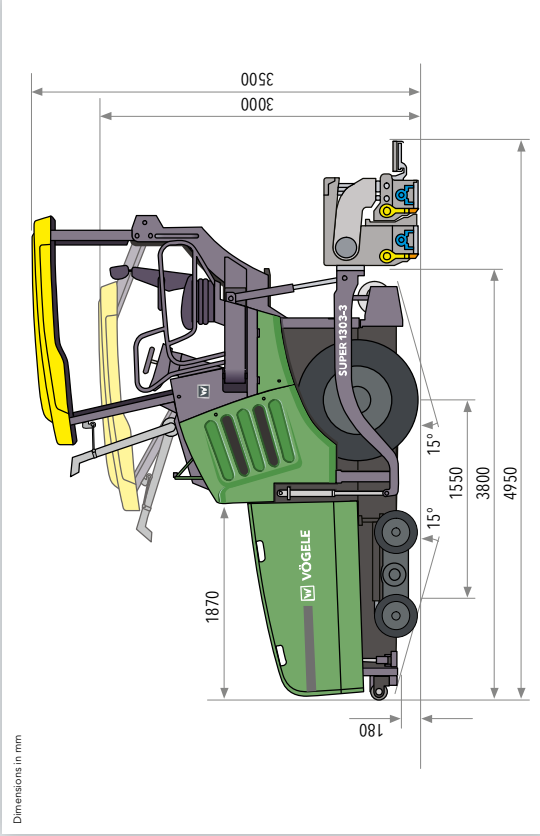
*Even with bolt-on extensions and side plates fitted, the transport dimensions do not exceed 2.55m.

AB 340 TV

AB 340 TV with 55cm bolt-on extensions



All the facts at a glance



Dimensions in mm

Power unit	
Engine	4-cylinder diesel engine
Manufacturer	Deutz
Type	TCD 3.6 L4
Output	74.4kW at 2,000rpm (according to DIN)
Nominal ECO mode	68.7kW at 1,600rpm
Exhaust emissions standard	EU Stage 3a, USEPA Tier 3
Fuel tank	100 litres

Undercarriage	
Front wheels	4, mounted on bogies
Type equipment	elastic solid rubber tyres
Type size	460/250 - 3.10mm
Rear wheels	2, pneumatic tyres or filled with water
Type size	365/80 R 20
Drive	separate hydraulic drive provided for each wheel
Standard	2 rear wheels and 2 front wheels (6x4)
Speeds	
Paving	up to 30min, infinitely variable
Travel	up to 20km/h, infinitely variable
Outside turning radius	minimum 3.8m (with Pivot Steer)

Material hopper	
Hopper capacity	1.0t
Width	3,265mm
Feed height	570mm (bottom of material hopper)
Push-rollers	oscillating
Position	can be displaced forwards by 80mm

Key: AB = Extending Screed TV = with tamper and vibrator

Conveyors and augers	
Conveyors	2, with replaceable feeder bars, conveyor movement reversible for a short time
Drive	separate hydraulic drive provided for each conveyor
Speed	up to 29.4min, infinitely variable (manual or automatic)
Augers	2, with replaceable auger blades, auger rotation reversible
Diameter	300mm
Drive	separate hydraulic drive provided for each auger
Speed	up to 85rpm, infinitely variable (manual or automatic)
Auger height	
Standard	infinitely variable by 13cm, mechanical
Option	infinitely variable by 13cm, hydraulic

Screed	
AB 340	basic width 1.8m infinitely variable range 1.8m to 3.4m maximum width (TV) 4.5m minimum width 0.75m reduction in width: by out-off shoes: 2 x 52.5cm
Screed versions	V, TV
Layer thickness	up to 25cm
Screed heating	electric by heating mats
Power supply	three phase A.C. generator

Dimensions (transport) and weights	
Length	tractor unit with screed 4,95m
Weights	tractor unit with screed 10,400kg AB 340 TV 11,100kg pave widths up to 4.5m

Subject to technical modification.



Your VÖGELE QR Code will take you directly to the "SUPER 1303-3" on our website.



JOSEPH VÖGELE AG

Joseph-Vögele-Str. 1
67075 Ludwigshafen · Germany
www.voegele.info

T: +49 621 / 81 05 0
F: +49 621 / 81 05 461
marketing@voegele.info



® ERGOPLUS, InLine Pave, NAVITRONIC, NAVITRONIC Basic, NAVITRONIC Plus, NIVELTRONIC, NIVELTRONIC Plus, RoadScan, SprayJet, VÖGELE, VÖGELE PowerFeeder, PaveDock, PaveDock Assistant, AutoSet, AutoSet Plus, AutoSet Basic, ErgoBasic and VÖGELE-EcoPlus are registered Community Trademarks of JOSEPH VÖGELE AG, Ludwigshafen/Rhein, Germany. PCC is a registered German Trademark of JOSEPH VÖGELE AG, Ludwigshafen/Rhein, Germany. ERGOPLUS, NAVITRONIC Plus, NAVITRONIC BASIC, NIVELTRONIC Plus, SprayJet, VISION, VÖGELE, VÖGELE PowerFeeder, PaveDock, PaveDock Assistant, AutoSet, AutoSet Plus, AutoSet Basic and VÖGELE-EcoPlus are trademarks registered in the US Patent and Trademark Office to JOSEPH VÖGELE AG, Ludwigshafen/Rhein, Germany. Legally binding claims cannot be derived from written information or pictures contained in this brochure. Pictures may include optional extras. We reserve the right to make technical or design alterations.